

The background of the cover features a photograph of students in a classroom, overlaid with several large, semi-transparent green circles of varying shades. The text '2023 ANNUAL REPORT' is centered in white, serif font over these circles.

2023 ANNUAL REPORT



info@neco.gov.ng
www.neco.gov.ng

KM 8, Bida Road Minna,
Niger State, Nigeria.



20²³ ANNUAL REPORT

NATIONAL EXAMINATIONS COUNCIL (NECO)
Km 8, Bida Road, Minna Niger State, Nigeria.
info@neco.gov.ng
www.neco.gov.ng

VISION STATEMENT

To become a major player within the Global Assessment Industry

MISSION STATEMENT

To deliver examinations whose results are trusted worldwide for their credibility

CORE VALUE

Redefining the future of the Nigerian Child through quality assessment





SLOGAN

"Do the right thing for NECO's Integrity,
Do the right thing for Credible Examinations"





NECO ETHOS



1

Professionalism



2

Service Delivery



3

Punctuality
(Timeliness)



4

Client Satisfaction



5

Precise and
Accurate Information



6

Good Attitude



7

Integrity



8

Commitment



9

Zero Tolerance
for Impunity



10


Excellence





HIS EXCELLENCY
BOLA AHMED TINUBU, GCFR
PRESIDENT AND COMMANDER-IN-CHIEF OF THE ARMED FORCES
FEDERAL REPUBLIC OF NIGERIA





HIS EXCELLENCY
SENATOR KASHIM SHETTIMA, GCON
VICE PRESIDENT
FEDERAL REPUBLIC OF NIGERIA





PROFESSOR TAHIR MAMMAN OON, SAN
HON. MINISTER OF EDUCATION





HON. DR. YUSUF TANKO SUNUNU
HON. MINISTER OF STATE FOR EDUCATION





MR. ANDREW ADEJOH

PERMANENT SECRETARY, FEDERAL MINISTRY OF EDUCATION





DR. ABUBAKAR SIDDIQUE MOHAMMED
CHAIRMAN, NECO GOVERNING BOARD





PROFESSOR DANTANI IBRAHIM WUSHISHI, MSTAN
REGISTRAR/CHIEF EXECUTIVE
NATIONAL EXAMINATIONS COUNCIL (NECO)



GOVERNING BOARD MEMBERS

S/N	Name	Agency/Organisation Represented	Remarks
1	Dr. Abubakar Siddique Mohammed	North West	Chairman
2	Chief Slyvanus David Lot	North Central	Member
3	Prof. Kamilu Sani Fage	North West	Member
4	Barr. (Mrs.) Augustina Okuchi Igbokwe	South East	Member
5	Dr. Owede Kosioma Eli	South South	Member
6	Mr. Muhammed Ibn Musa	ANCOPSS	Member
7	Chief Yakubu Godwins	ANCOPSS	Member
8	Prof. Ismail Junaidu	NERDC	Member
9	Prof. Ishaq Oloyede	JAMB	Member
10	Dr. (Mrs.) Folake Olatunji-David	FME	Member
11	Mr. Femi Oke	NECA	Member
12	Alhaji Haruna Danjuma	NPTA	Member
13	Prof. Dantani Ibrahim Wushishi	Registrar, NECO	Member/Secretary



NECO MANAGEMENT



DR. JACOB S. EKELE
Director, Finance and Accounts



MR. UMAR ABBA
Director, Examination Operations



MR. EMMANUEL IKPEAMA
Director, Internal Audit



MR. GODDY USIOBOH
Director, Information Communication Technology



ENGR. LUKMAN O.A SULEMAN
Ag. Director, Procurement



MRS. FOLAKE B. EWEJE
Director, Human Resource Management



MR. ABUBAKAR T WAKAWA
Director, Psychometrics



DR. UCHE EZEWANNE
Director, Quality Assurance



MRS. ESTHER I.B WUYAH
Director, Special Duties



MR. STEPHEN ADEBUNMI
Ag. Director, Examinations Admin



MR. MICHEAL OKEI
Director, Test Development



MRS. HAJARA ALI
Ag. Director, Registration



MR. ABDULLAHI M. KUTA
Ag. Director, General Services



BARR. COMFORT KOLO
Director, Legal Services



MR. AZEEZ SANNI
Ag. Director, Information and Digital Communication



MR. SUNDAY UMO
Director, North-West Zone



MR. SULEIMAN A. ADEGOKE
Director, North-Central Zone



MRS. FOYEKE IDOWU
Director, South East Zone



MRS. BIBIAN N. IGBOANUGO
Director, South-South Zone



MRS. DEBORAH C. RUKOP
Director, South-West Zone



MR. NASIRU BELLO
Director, North-East Zone



Foreword

The year 2023 was another eventful year in the history of the Council. In the course of the year, two Departments as well as two Directorates were created at the Council's Headquarters for effective planning and administration of the Council's activities. The Council successfully delivered on its core mandate and other related activities regardless of the challenges encountered.

Thus, the following activities were auspiciously carried out;

- Conduct and release of results of the National Common Entrance Examination (NCEE) for admission into Federal Unity Schools.
- Conduct of the Basic Education Certificate Examination (BECE), the BECE-Resit and the release of results of the examination to schools and candidates.
- Conduct of the Senior School Certificate Examination (SSCE) Internal.
- The marking of the Senior School Certificate Examination (SSCE) Internal
- The release of results of the Senior School Certificate Examination (SSCE) Internal to schools and candidates
- Successful conduct of Accreditation/Re-accreditation of schools for BECE and SSCE(Internal) respectively in March and October 2023
- Conduct of the 2023 Trial Testing Exercise held in Six (6) states one from each geo-political zone, using 54 sample schools
- Successful Conduct of the 2023 SSCE (External) for private candidates.
- Reduced timeline for production and distribution of printed materials for effective logistics during our examinations.

The above are few among other numerous achievements recorded during the year 2023. These would not have been made possible without the support of some notable individuals and institutions.

We therefore register our sincere appreciation to the President of the Federal Republic of Nigeria, President Bola Ahmed Tinubu, GCFR, and the Vice President Sen. Kashim Shettima, GCON for creating the enabling environment for these successes to be recorded.



Our gratitude also goes to the Honourable Minister of Education, Prof. Tahir Mamman, OON, SAN, the Honourable Minister of State for Education, Honourable Dr. Yusuf Tanko Sununu and the Permanent Secretary, Mr. Andrew Adejoh for the unflinching support to the Council at all times.

The Council equally place on record, the able leadership provided by the Governing Board of NECO headed by the Chairman, Dr. Abubakar Siddique Mohammed as well as the commitment by the Management and other staff of the Council. Finally, we thank God Almighty for the gift of life and wisdom to accomplish these tasks in the year under review.



Professor Dantani Ibrahim Wushishi MSTAN

Registrar/Chief Executive



TABLE OF CONTENTS

Members of Governing Board.....	XI
Top Management Staff as at 2023.....	XII
Foreword.....	XIII-XIV
Table of Contents.....	XV-XVII
List of Tables.....	XVII-XIX
List of Figures.....	XX
Council's Organogram.....	XXI

Chapter One: Introduction

1.1 Brief History of NECO.....	1-2
1.2 Structure of NECO at Inception.....	2-4
1.3 Mandate of the Council.....	4-5
1.4 Present Administrative Structure of the Council.....	5
1.5 Departments, Directorates, Zones, Activities and Division.....	6
1.5.1 Examination Administration Department.....	6-7
1.5.2 Test Development Department.....	7-9
1.5.3 Examination Development Department.....	9-11
1.5.4 Finance and Accounts Department.....	11-12
1.5.5 Human Resource Management Department.....	12-13
1.5.6 Quality Assurance Department.....	13-14
1.5.7 Department of Psychometrics	14-15
1.5.8 Department of General Services.....	15-16
1.5.9 Information and Communications Technology (ICT) Department.....	17-18
1.5.10 Procurement Department.....	18-21
1.5.11 Internal Audit Department.....	21-22
1.5.12 Operations Department.....	22-23
1.5.13 Registration Department.....	23-25
1.5.14 Information and Digital Communication Directorate.....	25
1.5.15 Legal Services Directorate.....	25-27
1.5.16 Special Duties Directorate.....	27-28



1.5.17 South-South Zonal Directorate.....	28-30
1.5.18 South-East Zonal Directorate.....	30-32
1.5.19 South-West Zonal Directorate.....	32-34
1.5.20 North-East Zonal Directorate.....	34-36
1.5.21 North-West Zonal Directorate.....	36-38
1.5.22 North-Central Zonal Directorate.....	38-40
1.6 Office of the Registrar.....	40-41

Chapter Two: Achievements of the Council in 2023

2.1 Achievements in Examination-Related Activities.....	42
2.1.1 Successful Marking and Release of 2022 SSCE (External) Results.....	42
2.1.2 Statistics of 2022 SSCE (External) Results.....	43-45
2.1.3 Candidates performance at National and State Levels using 5 Credits and Above Irrespective of Mathematics and English Language in 2022 SSCE (External).....	46-47
2.1.4 Analysis of Performance of Candidates by Subjects.....	47-48
2.1.5 Analysis of Examination Malpractice Cases by States in 2022 SSCE (External)	49
2.2 Conduct and Release of 2023 National Common Entrance Examination (NCEE).....	49
2.2.1 Analysis of Candidates' Performance in 2023 National Common Entrance Examination (NCEE).....	49-52
2.2.2 Number of Candidates with the Highest Score by State of Origin by Gender.....	52-55
2.3 Conduct and Release of 2023 Basic Education Certificate Examination (BECE) Results.....	55-56
2.3.1 Marking Activities.....	56-58
2.3.2 Analysis of 2023 Basic Education Certificate Examination (BECE) Results.....	58-60
2.3.3 Analysis of Examination Malpractice Cases in 2023 BECE.....	60-61
2.4 Conduct and Release of 2023 Senior School Certificate Examination (SSCE) Internal Results....	61-62
2.4.1 Candidates Registration by State, Geopolitical Zone and Gender in 2023 SSCE Internal.....	62-63
2.4.2 Analysis of Candidates' Performance in 2023 SSCE Internal	63-68
2.4.3 Analysis of Examination Malpractice Cases in 2023 SSCE Internal.....	68-71
2.5 Conduct of 2023 Accreditation/Reaccreditation Exercise.....	71-75
2.5.1 Conduct and Release of Results of 2023 BECE Resit Results.....	75-81
2.5.2 Conduct of 2023 Senior School Certificate Examination (SSCE) External.....	81-90
2.5.3 Achievements in Non-Examination Related Activities.....	91-99
2.6 Research Activities.....	99-101
2.7 (A) Conduct of 2023 Trial Testing Exercise.....	101
2.8 (B) Statistics and Data Analysis Activities.....	101-102
2.9 Annual Guest Lecture Series.....	102
2.9.1 Consultancy Activities.....	102
2.9.2 (A) JCCE/NCE Matters.....	102-103
2.9.2 (B) Workshops for Staff.....	103-105



2.9.3 Annual Guest Lecture Series.....	105
2.9.4 Consultancy Activities.....	105
2.9.5 JCCE/NCCE Matters.....	105
2.9.6 Workshops/Training for Staff.....	105
2.9.7 Variation Advice.....	105
2.9.8 Identity Cards Processing.....	105-106
2.9.9 IPPIS Human Resource Activities.....	106
2.9.10 Staff Nominal Roll and Disposition List.....	106
2.9.11 Appointments and Postings.....	106-107
2.9.12 Pension matters.....	107
2.9.13 Leaving the Service.....	107-108
2.10 Other Achievements of the Year.....	108-109

Chapter Three

3.0 Challenges/Constraints.....	110-111
---------------------------------	---------

Chapter Four

4.0 The Way Forward.....	112-114
5.0 Conclusion.....	114

Appendix I

6.0 List of Abbreviations.....	115
--------------------------------	-----

Appendix II

Chapter Three

7.0 Addresses of Zonal Offices.....	116
-------------------------------------	-----

Appendix III

8.0 Addresses of State Offices.....	117-118
-------------------------------------	---------

Appendix IV

9.0 Our Products/Services (As at 31st December, 2023).....	119-122
--	---------





LIST OF TABLES

Table 1: Zonal Offices and Affiliated States.....	3
Table 2: Departments of NECO at Inception.....	4
Table 3: Major Activities and Dates of the Marking Exercise (2022 SSCE External).....	42
Table 4: Summary of Examiners Per Marking Venue for 2022 SSCE External.....	43
Table 5: Candidates' Performance by National and State levels using 5 Credits and above (including Mathematics and English Language) in 2022 SSCE External.....	43-44
Table 6: Candidates' Performance by National and State levels using 5 Credits and above Irrespective of Mathematics and English Language in 2022 SSCE External.....	45-46
Table 7: Level of Candidates' Performance by Subjects in 2022 SSCE External.....	47-48
Table 8(i): Candidates' Performance in 2023 NCEE at National and State levels.....	50-51
Table 8(ii): Analysis of Candidates' Performance by States and Gender in 2023 NCEE.....	52-54
Table 9: Candidates with the Highest Score of 199 by State of Origin by Gender.....	54-55
Table 10: Level of Candidates' Performance in 2023 GTE at States and National levels.....	56-58
Table 11: Level of Candidates' Performance in 2023 GTE at States by Gender.....	58-60
Table 12: Analysis of Candidates Performance in 2023 GTE at National and State levels.....	60-61
Table 13: Marking Activities and Dates for 2023 BECE (Internal).....	62
Table 14: SUMMARY OF SCRIPTS/EXAMINERS PER VENUE FOR 2023 BECE MARKING EXERCISE.....	62
Table 15: Level of Candidates Performance in 2022 BECE at National and State Levels.....	63-64
Table 16: Level of Candidates Performance in 2023 BECE by Subject.....	65-66
Table 17: Comparative Analysis of Candidates' Performance in English Studies and Mathematics in 2023 BECE	66
Table 18: Overall Best Candidates Nationwide in BECE 2023.....	67-68
Table 19: Level of Candidates Involved in Examination Malpractice by State.....	68
Table 20: Level of Examination Malpractice by Type.....	69
Table 21: Level of Candidates' Involvement in Whole School/Mass Cheating Cases in 2022 BECE Malpractice by State.....	69
Table 22: Level of Candidates' Involvement in Malpractice by Subject.....	69
Table 23: Level of Candidates' Involvement in Malpractice by Subject and State.....	70
Table 24: A Comparative Analysis of 2021 and 2022 BECE Examination Malpractice Cases.....	70



Table 25: MARKING ACTIVITIES AND DATES FOR 2023 SSCE (INTERNAL).....	71
Table 26: STATISTICS OF EXAMINERS BY VENUE IN 2023 (INTERNAL).....	71-74
Table 27: Level of Candidates' Enrolment by State and Gender in 2023 SSCE (Internal).....	75-76
Table 28 (a-g): Analysis of Candidates' Enrolment by Geo-Political Zone and Gender.....	78-79
Table 29: SUMMARY OF THE 2023 SSCE INTERNATIONAL ENROLMENT IN THE SIX GEO-POLITICAL ZONES AND OVERSEAS BY GENDER.....	80
Table 30: Level of Candidates Performance (5 Credits and above including Mathematics and English Language) at National and State in 2023 SSCE (Internal).....	81-82
Table 31: Level of Candidates Performance (5 Credits and above including Mathematics and English Language) by State in 2022 and 2023 SSCE (Internal).....	83
Table 32: Level of Candidates Performance (5 Credits and above including Mathematics and English Language) at International, National and State Levels in 2023 SSCE (Internal).....	84
Table 33(a): Level of Candidates' Performance Subject I 2023 SSCE (Internal).....	85-88
Table 33(b): Overall Best Ten (10) Candidates, Nationwide in 2023 SSCE (Internal).....	90
Table 34: LEVEL OF EXAMINATION MALPRACTICE AT WHOLE SCHOOL/CENTRE CASES/PERCENTAGES BY STATES in the 2023 SSCE Internal.....	91-92
Table 35: Percentages of Individual Malpractice Cases by total candidates Who Sat for SSCE 2023 (Internal) in each State.....	92-93
Table 36: Comparative Analysis of Malpractice Cases by Type in 2022 and 2023 SSCE (Internal).....	93-94
Table 37: Analysis of Malpractice Cases by Type in 2023 SSCE (Internal).....	94-95
Table 38: Analysis of Malpractice Cases by Subject by Type, 2023 SSCE (Internal).....	95-97
Table 39: LEVEL OF EXAMINATION MALPRACTICE AT WHOLE SCHOOL/CENTRE CASE BY STATES IN 2022 AND 2023 SSCE.....	97-98
Table 40: Showing Analysis Of The Schools Visited in March 2023 Accreditation Exercise.....	99
Table 41: Showing Analysis Of The Schools Visited in March 2023 Accreditation Exercise.....	100
Table 42: SUMMARY OF 2023 ACCREDITATION.....	101
Table 43: MARKING AND RELEASE OF 2023 SSCE EXTERNAL RESULTS.....	102
Table 44: Summary of Examiners Per Venue.....	102
Table 46: STATISTICS AND DATA ANALYSIS ACTIVITIES.....	103-104
Table 47: Release of Promotion Examination results wit the breakdown.....	106

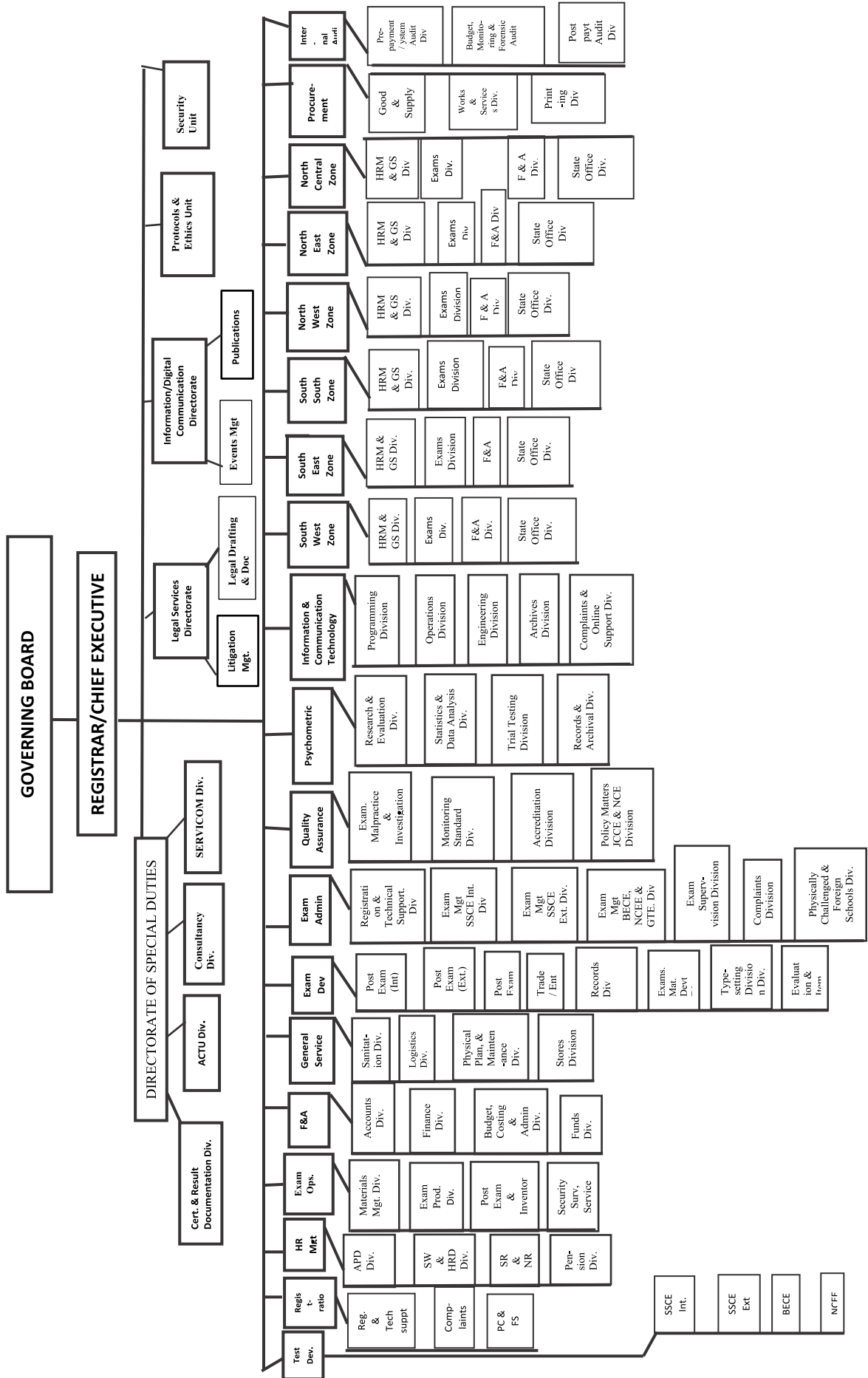


LIST OF FIGURES

Figure 1:	Candidates' performance by States using 5 Credits and above including Maths and English Language in 2022 SSCE External.....	45
Figure 2:	Candidates' performance by States using 5 Credits and above irrespective of Maths and English Language in 2022 SSCE External.....	47
Figure 3:	Candidates' performance by States/Country using 5 Credits and above including Maths and English Language in 2023 BECE by State/Country.....	64
Figure 4:	Comparative Analysis of Candidates' Performance in English Studies and Mathematics, 2023 BECE	67
Figure 5:	Candidates' Enrolment in 2023 SSCE Internal by State.....	77
Figure 6:	Candidates' Enrolment in 2023 SSCE Internal by States and Gender.....	77
Figure 7:	Candidates' Enrolment in 2023 SSCE Internal by Geo-Political Zones and Gender	80
Figure 8:	Level of Candidates' Performance in 2023 SSCE Internal at State and National Levels using 5 Credits and above including Mathematics and English Language	82
Figure 9:	Comparative Analysis of Candidates' Performance with Five Credits and Above including Mathematics and English Language in 2022 and 2023 SSCE Internal.....	83
Figure 10:	Level of Candidates' Performance in 2023 SSCE Internal at State and National Levels using 5 Credits and above irrespective of Mathematics and English Language.....	85
Figure 11:	Level of Candidates' Performance in 2023 SSCE Internal in the Core Subjects.....	89



NATIONAL EXAMINATIONS COUNCIL (NECO) MINNA ESTABLISHMENT/ORGANOGRAM



CHAPTER

One

1.1 Brief History of NECO

In April 1999, the General Abdulsalami Abubakar-led military administration established the National Examinations Council (NECO) as an examination body wholly owned by the Federal Republic of Nigeria. The creation of NECO was the climax of a process that spanned over twenty years. Moves and recommendations for the creation of NECO started with the widespread leakage of West African School Certificate Examination (WASCE) questions in 1977.

The public outrage that greeted the massive leakage led the Federal Government, under the military administration of General Olusegun Obasanjo, to set up in the same year, the Sogbetun Commission of Inquiry to look into the causes of that magnitude of leakage and make appropriate recommendations to Government. The Commission found out that the workload of WAEC was beyond its capacity to conduct hitch-free examinations. The Sogbetun Commission thus recommended that other examination bodies be established so that WAEC would cede part of its workload to such outfits and be left with a more manageable workload.

The recommendations of the Commission were, however, not acted upon. In October 1982, WAEC itself admitted before the House of Representatives Committee on Education that Nigeria needed other examination bodies in order to reduce its (WAEC's) workload. The Federal Government could not help but respond to the public outcry against the non-implementation of the recommendations of the Sogbetun Commission.

The Angulu Panel was then set up in the same year (1982) by the administration of President Shehu Shagari. The Panel recommended that three regional examination boards, each with a specific mandate, be established. These recommendations were, again, not implemented. As a result of the same problem of inability of WAEC to conduct confidence-inspiring examinations, another panel, headed by Mr. Okoro, was constituted in 1989. This panel's recommendations were not different from those of its predecessors. When Professor Babs Fafunwa (Late) became Minister of Education, he set up a Taskforce in 1991 with Professor Osiyale as Chairman, to study the Sogbetun and Angulu Committee reports and make appropriate recommendations to the Federal Government.

The report of this task force led to the establishment of the National Board for Educational Measurement (NBEM) and the National Business and Technical Examinations Board



(NABTEB) in 1992. The enabling Decrees for these bodies were promulgated in 1993 as Decree numbers 69 and 70 respectively. The National Board for Educational Measurement (NBEM) took over the conduct of the National Common Entrance Examination (NCEE) for admission of candidates into Federal Unity Colleges and the Suleja Academy. It was also charged with the responsibility of the conduct of the Junior School Certificate Examination (JSCE) now called Basic Education Certificate Examination (BECE) for Federal Government Colleges and Allied Institutions.

In the same vein, NABTEB took over the conduct of Technical and Business Trade Examinations which were hitherto conducted by WAEC, the Royal Society of Arts (RSA) of London and the City & Guilds of London Institute. The creation of these two examination bodies in order to reduce WAEC's workload seemed not to solve its problem since the lapses in the conduct of its examinations continued unabated.

In 1997, the Federal Government constituted the Etsu Nupe Panel to re-examine the Nigerian educational system. In the same year, the Vision 2010 Committee was set up and it did similar work in addition to its more embracing assignment. The reports of the panel and the committee recommended the establishment of a national examination outfit in parallel with WAEC. The harmonized report of the two committees, which was published in January 1998, recommended the establishment of a National Examinations Council of the same standard with WAEC.

The National Council on Education (NCE), at its 46th meeting held in Abeokuta in March 1999, also added its voice to all these recommendations. In April 1999 therefore, the Federal Government established the National Examinations Council (NECO) to assuage the public outcry. It is curious to note that by May 1999 when NECO had taken off, the copy of its enabling decree, which was duly signed by General Abdulsalami Abubakar in April 1999, could not be found. It was the Obasanjo-led government that fashioned a bill that was presented to the National Assembly in 2000 to provide the legal backing for NECO. This bill was passed with amendments by the Senate on 15th November, 2001 and the House of Representatives on 4th December, 2001.

It is historic to note that the Military Head of State, General Olusegun Obasanjo, who, in 1977 set up the Sogbetun Commission that first mooted the idea of the establishment of another examination body, was the same Civilian President that signed into law, the NECO Establishment Act on 18th February 2002 – twenty-six years later. The National Examinations Council (NECO) metamorphosed from the National Board for Educational Measurement (NBEM), which at that time, had the necessary working environment to house the newly-established NECO as they had similar mandate. Professor 'Dibu Ojerinde, who had been the pioneer Registrar of NBEM, was asked to nurture the newly created NECO to maturity.

1.2 STRUCTURE OF NECO AT INCEPTION

The additional responsibility of NECO called for some restructuring of the facilities of the defunct NBEM. Not only was the staff strength to be increased, there was also the need to



establish Offices in every State of the Federation and the Federal Capital Territory, Abuja. NBEM had Zonal Offices at Bauchi, Ibadan, Katsina, Makurdi, Owerri and Ilorin only. By January 2000, NECO had established Offices in all the States with 15 of them serving as Zonal Offices. The following Table shows the Zonal Offices with the affiliated States:

Table 1: Zonal Offices and Affiliated States

S/N	ZONAL OFFICE	AFFILIATED STATES	LOCATION OF STATE OFFICES
1	Yola	Adamawa and Taraba	Yola and Jalingo
2	Uyo	Akwa Ibom and Cross River	Uyo and Calabar
3	Bauchi	Bauchi, Plateau and Gombe	Bauchi, Jos and Gombe
4	Makurdi	Benue and Nasarawa	Makurdi and Lafia
5	Enugu	Enugu, Ebonyi and Anambra	Enugu, Abakaliki and Awka
6	Owerri	Imo and Abia	Owerri and Umuahia
7	Kano	Kano, Katsina, Jigawa and Kaduna	Kano, Katsina, Kazaure and Kaduna
8	Ilorin	Kwara and Kogi	Ilorin and Lokoja
9	Lagos	Lagos	Lagos
10	Akure	Ondo and Ekiti	Akure and Ado-Ekiti
11	Ibadan	Oyo, Ogun and Osun	Ibadan, Abeokuta and Osogbo
12	Sokoto	Sokoto, Kebbi and Zamfara	Sokoto, Birnin-Kebbi and Gusau
13	Damaturu	Yobe and Borno	Damaturu and Maiduguri
14	Asaba	Delta and Edo	Asaba and Benin City
15	Port Harcourt	Rivers and Bayelsa	PortHarcourt and Yenagoa

The restructuring also included heavy investment in data processing technology in line with the upgrading of the organization. A state-of-the-art computer complex was constructed with professionals to man it. Two 100KVA back-up generators were also purchased and dedicated to the computer center to ensure uninterrupted operations, particularly during the peak periods.

It is worthy to note here that many State Governments also assisted NECO to take-off. The Rivers State Government, under Dr. Peter Odili, for instance, donated a computer scanning center located in Port Harcourt to NECO. This scanning center served as a regional scanning center for the Council. The Government of Ondo State under Dr. Olusegun Agagu (now late) also donated a computer scanning center to the Council for the processing of her examinations. Many other State Governments donated office accommodations to NECO.

In the transport section also, NECO increased its fleet of vehicles. A large number of trucks previously non-existent in NBEM fleet were procured together with a large number of pick-up vans. This action greatly enhanced the distribution and retrieval of examination materials throughout the country.

At inception, the administrative structure of NECO comprised the Registrar's Office and 5 Departments (headed by Directors) as follows:



Table 2: Departments of NECO at Inception

S/No.	OFFICE/DEPARTMENT	HEAD OF DEPARTMENT
1.	Registrar's Office	Prof. Dibu Ojerinde(Registrar/Chief Executive)
2.	Planning, Research & Statistics	Chief Ambrose Pine Iyortyer
3.	Examination Administration	Mr. Emmanuel D. Philip
4.	Administration & Supplies	Dr. Nasiru I. Dantiye
5.	Finance & Accounts	Mr. Isaac Ishola
6.	Test Development	Rev. J. A. Funmilayo (Now Late)

The five Directors retired after they had meritoriously served the Council. Two additional departments were later created. These were Monitoring, Accreditation & External Examinations Department (headed by Mr. David A. Ajibola) and Quality Control Department (headed by Dr. Samuel C. Okonkwo). These creations were to further put the Council on the right path of performing its functions maximally and professionally. Both Mr. D.A. Ajibola and Dr. S.C. Okonkwo have retired honorably from the services of the Council.

Within the first five years of its establishment, the National Examinations Council made giant strides in the examination industry and became a force to be reckoned with. For instance, its maiden Senior School Certificate Examination in year 2000 had its results released within 90 days from the date of the last paper. NECO thus made history as the first examination body in the country to have attained such a feat. NECO has significantly improved on this feat by releasing her SSCE results within 60 days from the date of the last paper.

Technological Innovations include the Following:

- **On-line Result Checker**
In 2001, NECO introduced the on-line result checking platform where candidates can purchase NECO scratch cards and check their results for all examinations conducted by the Council.
- **On-line Confirmation of Results**
Tertiary institutions of learning and other organizations make use of this technology to confirm/verify the results of prospective candidates or applicants. This eradicates the problem of falsification of results.
- **On-line Registration**
This was launched in July 2004. It was first used for the registration of the 2004 Nov/Dec SSCE (External).
- **Biometric Data Capture Machine**
This was introduced in 2012 June/July SSCE to stem the incidences of impersonation which was a serious case of examination malpractice.

1.3 MANDATE OF THE COUNCIL

Section 7 of NECO's enabling Act gave the Council unrestricted and unfettered authority over its mandate, which include, inter alia:

- revising and considering, annually, in the public interest, the examinations to be held for admission into Federal Government Colleges and other Allied Institutions



- collecting and disseminating information on all matters relating to admission into Federal Government Colleges and other Allied institutions
- the general control and conduct of National Common Entrance Examinations for admission into Federal Government Colleges and other Allied Institutions
- developing and administering selection examinations into the Suleja Academy in accordance with such guidelines as may be approved, from time to time, by the Minister
- developing, administering and conducting aptitude tests for candidates into Federal Government Colleges and other Allied Institutions
- monitoring, collecting and keeping records of continuous assessment in all Federal Government Colleges and other Allied Institutions; and in the Suleja Academy toward the award of the Junior and Senior Secondary School Certificates
- the general control of the conduct of the Internal and External Senior Secondary School Certificate Examinations (SSCE) in Nigeria without prejudice to the extant powers and functions of the West African Examinations Council
- conducting researches leading to national improvement in testing and examination procedures at Junior and Senior Secondary School levels
- preparing and submitting to the Minister, the report on standards of examination and such other related matters as the Minister may, from time to time, require; and
- carrying out such other activities as are expedient for the discharge of all or any of the functions conferred on the Council under or by the Act.

1.4 PRESENT ADMINISTRATIVE STRUCTURE

The Council is administered by the Office of the Registrar under sixteen (16) Departments, six (6) Zonal Directorates and Office of the Director, Special Duties. At the apex of the administrative structure is the Governing Board which is headed by a Chairman appointed by the Presidency. The Office of the Registrar is headed by the Registrar/Chief Executive, while each Department and Zonal Directorate is headed by a Director. The Directorates of Legal Services and Information and Digital Communication are also headed by a Director and are in the Office of the Registrar.

The Current Departments in the Council are:

- Examination Administration
- Examination Development
- Quality Assurance
- Human Resource Management
- Finance and Accounts
- General Services
- Psychometrics
- Information and Communication Technology (ICT)
- Special Duties
- Procurement
- Internal Audit
- Test Development
- Examination Operations
- Registration Department
- Information and Digital Communication
- Legal Services



The Council also has six Zonal Directorates located in the six geo- political zones of the country. These are:

- Enugu (South-East)
- Rivers (South-South)
- Oyo (South-West)
- Kwara (North-Central)
- Bauchi (North-East)
- Kano (North-West)

The Council also operates in the 36 States of the Federation including the FCT.

We have just one Liaison Office which is presently located in Abuja. The State Offices are each headed by a State Coordinator.

1.5 DEPARTMENTS, DIRECTORATE, ZONES, ACTIVITIES AND DIVISIONS

1.5.1 EXAMINATION ADMINISTRATION DEPARTMENT

The Examination Administration Department is basically responsible for designing, administering, documenting and planning in quantitative terms, the necessary materials and logistics needed for the smooth conduct of examinations in the Council. The examinations conducted by the Council include: The National Common Entrance Examination (NCEE), Gifted Examination for Admission into Federal Government Academy Suleja, Basic Education Certificate Examination (BECE), Senior School Certificate Examination (SSCE) Internal and Senior School Certificate Examination (SSCE) External. They are coordinated by the four (4) Divisions of the Department namely; Examination Management SSCE (Internal), Examination Management SSCE (External), Examination Management NCEE, Gifted and BECE, and Examination Supervision.

The following are the specific activities of the Department:

EXAMINATION MANAGEMENT SSCE (INTERNAL)

- Preparing Custodian Points list for SSCE (Internal)
- Preparing Operational Guidelines for Examination Administrators, Daily Distributors, Accompany Officers, Custodian Officers and Scripts Counting Officers.
- Compiling the total number of Staff to man Custodian Points and fees to be paid as Custodian Charges.
- Updating and confirming Custodian Points and their centres received from State offices.
- Preparing analysis of Custodian Points and Centres under them.
- Forwarding all updated Custodian Points and their Centres to ICT Department for preparation of Picking Lists and posting of Staff.

EXAMINATION MANAGEMENT NCEE, GIFTED EXAMINATION AND BECE

- Determining the number of Invigilators per Centre for NCEE and Gifted Examinations
- Merging of unviable Centres for NCEE and Gifted Examination.
- Preparing payment schedules of venue fees for NCEE and Gifted Examination.
- Receiving Custodian Points lists from State Offices for BECE
- Updating and confirming Custodian Points and their Centres for BECE
- Preparing analysis of Custodian Points and their Centres, custodian charges,



- custodian types and number of officers to man the Custodian Points
- Forwarding update of custodian points and their centres to ICT Department.
- Liaising with ICT Department to obtain the analysis of candidates qualified for BECE Re-sit and preparing logistics for the conduct of the examination.

EXAMINATION MANAGEMENT SSCE (EXTERNAL)

- Designing Administrative forms for SSCE (External)
- Preparing Custodian Point lists for SSCE (External)
- Preparing Operational Guidelines for Examination Administrators, Daily Distributors, Accompanying Staff, Custodian Officers and Scripts Counting Officers
- Updating and confirming Custodian Points and their Centres received from State Offices.
- Preparing analysis of custodian points and centres under them
- Compiling total number of Staff to man Custodian Points and fees to be paid as custodian charges.
- Forwarding all updated Custodian Points and their centres lists to ICT Department for preparation of Picking Lists and posting of staff.
- Merging unviable centres with other unviable ones with input from State Offices.

EXAMINATION SUPERVISION

- Preparing Supervisors and Assistant Supervisors' appointment letters.
- Preparing Invigilators' appointment letters for SSCE (External)
- Preparing Operational Guidelines for Supervisors, Assistant Supervisors and Invigilators
- Receiving Supervisors and Assistant Supervisors' nomination forms submitted by States Offices for BECE and SSCE (Internal and External) for further action.
- Returning the lists of unqualified Supervisors and Assistant Supervisors to State Offices for replacement.
- Receiving and collating statistics of Supervisors and Assistant Supervisors from State Offices for BECE and SSCE (Internal and External).
- Forwarding the list of qualified Supervisors and Assistant Supervisors to the Department of Finance and Account for processing of payment.
- Preparing payment schedule of Supervisors and Assistant Supervisors.
- Preparing payment schedule of Invigilators for SSCE External, NCEE and Gifted Examination.

1.5.2 TEST DEVELOPMENT DEPARTMENT

The Test Development Department (TDD) is the nucleus of the Council's operations. The pivotal status of the Department is given expression in the examination hall where the primary essence of the Council shows crystal clear through test items administered to the candidates during examinations. The diligent discharge of the departmental responsibilities takes a combination of professionalism, experience and commitment on the part of the Staff. Amidst obvious challenges, staff of Test Development Department painstakingly worked round the clock to ensure an on-schedule delivery on its onerous tasks to achieve the Council's mandate.

ACTIVITIES OF THE DEPARTMENT



- Identifying and commissioning qualified and experienced subject specialists as item writers;
- Organizing seminars/workshops for Examination Development officers and commissioned item writers;
- Designing test blueprints and generating subject codes for Subject officers and Commissioned item writers;
- Organizing regular in-house trainings for Examination Development officers to acquaint them with the techniques of writing and editing test items;
- Receiving, collating and stock-piling test items received from commissioned item writers;
- Editing and evaluation of test items for NECO Examinations;
- Editing and evaluation of test items for Consultancy Services;
- Collating test items into sets;
- Typesetting test items;
- Proof-reading test items;
- Submitting items to Psychometrics Department (PSY) for Trial-Test and analysis;
- Evaluation of test items;
- Moderating test items;
- Compiling photo-ready items;
- Banking validated test item sets;
- Releasing test items for relevant examinations;
- Supervising coordination meetings on aural, oral and practical;
- Preparing and dispatching advance information to schools on aural, orals and practicals
- Validating examination time-tables.

Other Related Activities:

Though the mandate of marking is the function of Examination Development Department, Test Development Department does the following with respect to the preliminary coordination

Preliminary Activities

- design of various instruments for the smooth conduct of marking exercise;
- appointment and designation of examiners into various grades;
- generation of identification numbers for examiners;
- generation and review of examiners' lists;
- validation and engagement of gatecrashers.

Preparation for marking

- preparation of swapping schedules for scripts generated in each state and the FCT;

National Preliminary Coordination

- identification of examiners for invitation to the preliminary coordination meeting;
- invitation to Chief Examiners (CEs), Examiners-Grade-One (EGIs) and Examiners-Grade-Two (EGIIIs) in-charge in all subjects/papers;
- preparation of coordination materials for national preliminary coordination.



Pre-marking Activities:

- updating examiners' lists;
- invitation to all categories of examiners in various subjects in all the marking venues;
- labeling of Examiners' envelopes and enclosure of coordination materials.
- production of Final Marking Schemes;

Post-marking Activities:

- receiving and processing of Chief Examiners' Report in all subjects/papers;
- coordinating the marking of stray scripts (if any);

1.5.3 EXAMINATION DEVELOPMENT DEPARTMENT

The Examination Development Department (EDD) provides support services for pre and post examination activities of the Council. It has 8 divisions, namely: Exam Material Development, Post Exam (SSCE internal), Post Exam (SSCE External), Post Exam (BECE), Record, Trade and Entrepreneurship, Item Banking and Evaluation and Typesetting Divisions. Each division is saddled with diverse responsibilities and is working harmoniously for the progress of the department.

ACTIVITIES OF THE DEPARTMENT

- Collating and processing for publication of Chief Examiner's Report
- Organizing seminars/workshops for Examiners
- Coordination of pre-examination activities for subjects with aural oral and practicals
- Receiving complaints from schools/candidates on scores/grades;
- Forwarding Request for the Mark and Attendance Sheet (MAS) of the center to the Subject Head(s);
- Probing candidate scores from the Mark and Attendance Sheet (MAS);
- Forwarding information about where the script(s) was marked and the examiner's number to the state coordinators;
- Engaging the service of ad hoc workers to search for the script(s) at the NECO warehouse when the custody of the dead script(s) is in the warehouse as the case may be;
- Scheduling for remarking the of dead script(s);
- Inviting NECO examiner(s) (grade I/II) in the Subject/Paper for the remarking;
- Providing the relevant marking scheme and graded dummy to the examiner(s) for accurate scoring;
- Documenting and keeping the record of the remarked script(s);
- Forwarding the two scores and their discrepancy to the Director EDD for minuting to the ICT Department for further action;
- Receiving the reviewed result from ICT;
- Replying the school/candidate on the reviewed result(s) and
- Documenting treated complaints.
- Receiving, collating and stock-piling test items received from Test Development Department
- Collating test items into sets
- Typesetting test items
- Proof-reading test items



- Submitting test items to Psychometrics Department for trial-testing and item analysis
- Compiling photo-ready items
- Banking validated item sets
- Releasing test items for relevant examinations
- Preparing and dispatching advance information to schools on aural, oral and practical examinations.
- Supervising coordination meetings on aural, oral and practical examinations

Other Related Activities

MARKING

Preliminary Activities

- Design of various instruments for the smooth conduct of marking exercise
- Appointment and designation of Examiners into various grades
- Generation of identification numbers for Examiners
- Generation and review of Examiners' lists
- Processing approval for the selection of marking venues in all States of the Federation including the Federal Capital Territory (FCT)
- Validation and engagement of gatecrashers at the various marking venues

Preparation for Marking

- Preparation of Swapping Schedules for scripts generated in each State and the FCT
- Appointment and training of Liaison Officers (G.37) to collate packaging data for each of the Zonal/State Offices and the FCT
- Dispatch of packaging schedules to Zonal/State Offices and the FCT
- Receipt of Form 'C' files from Zonal/State Offices and the FCT after packaging of scripts

National Preliminary Coordination

- Identification of Examiners for invitation to the Preliminary Coordination Meeting
- Dispatch of invitation letters to Chief Examiners and Examiners-Grade-One in all subjects/papers
- Preparation and production of provisional marking schemes
- Production of dummy scripts for National Preliminary Coordination
- Preparation of coordination materials for National Preliminary Coordination
- Securing venues for National Preliminary Coordination

Pre-Marking Activities

- Updating Examiners' lists
- Collation of Examiners list and sending of Bulk SMS invitation to all Examiners in the respective subjects/papers
- Ensuring availability of coordination materials
- Labeling of Examiners' envelopes and enclosing coordination materials
- Ensuring the production of Final Marking Schemes
- Posting of Venue Personnel: Venue Coordinators, Assistant Venue



Coordinators/Liaison Officers, Subject Officers, Assistant to Subject Officers, etc for the various marking venues

- Briefing/training of personnel for various marking venues
- Collation of materials for different subjects/papers for each of the marking venues

Main Marking Activities

- Coordination of marking exercise in all the venues

Post-Marking Activities:

- Receiving and processing of Chief Examiners' Report in all subjects/papers
- Coordinating the marking of stray scripts (if any)
- Planning and coordination of Chief Examiners' meeting for the Determination of Grade Boundaries for SSCE (Internal and External)
- Organizing Award Committee meetings towards the final release of results for SSCE (Internal and External) and BECE respectively.
- Collation and editing of Chief Examiners' reports for publication

Post-BECE Result Activities

- Preparing test items for Resit-Examination for Basic Education Certificate Examination (BECE)
- Coordinating the marking of the BECE Re-Sit Examination
- Receiving of Dummy EMS and submission of same to ICT Department

Publication Activities

The department is statutorily saddled with the responsibility of publishing and reviewing the following:

- Syllabi for BECE and SSCE
- Chief Examiners' Report for Basic Education Certificate Examination
- Chief Examiners' Report for Senior School Certificate Examination
- Handbooks on item generation and item editing
- Manuals on scripts marking exercise

Divisions in the Department

- Examination Materials Development
- Post Examination SSCE (Internal)
- Post Examination BECE
- Post Examination SSCE (External)
- Examination Records
- Trade/Entrepreneurial
- Type Setting
- Evaluation and Item Banking

1.5.4 FINANCE AND ACCOUNTS DEPARTMENT

The Finance and Accounts Department serve as the custodian of Council's resources and the medium through which its resources are utilized and give account of stewardship through the Minister of Education, to the National Assembly, Accountant-General of the Federation and Auditor-General for the Federation on how they are utilized. The Council



through the Finance and Accounts Department therefore must account for the revenues generated from various sources and how they are expended to achieve the Council's objectives.

Finance & Accounts department prepares and presents information on income and expenditures of the Council in relation to the Budget in terms of Fiscal Report and Annual Financial Statement.

The Department, through her divisions, carry out the following functions, among others:

- Preparing both Internal and statutory budgets for the approval of the Governing Board of the Council and National Assembly via the Federal Ministry of Education/Budget Office of the Federation for appropriation
- Ensuring accountability and due process compliance in the conduct of financial activities of the Council
- Upholding financial regulations in the conduct of Council's activities
- Advising Management on effective and efficient fund management
- Receiving and lodging Council's monies in accordance with the Financial Regulations and Council's accounting policies
- Updating Staff Emolument through IPPIS platform
- Paying Staff Duty Tour Allowances (DTA), Ad-hoc Staff Remuneration etc, during official assignments
- Settling third party bills e.g., Contractors
- Preparing and presenting Council's financial statements to Internal and External Auditors, Governing Board of the Council, National Assembly, Accountant-General of the Federation and Auditor- General of the Federation accordingly

Divisions in the Department

- Accounts
- Finance
- Budget, Costing & Administration
- Revenue & Expenditure

1.5.5 HUMAN RESOURCE MANAGEMENT DEPARTMENT

The Department of Human Resource Management is a key Department of the National Examinations Council (NECO) that has existed since its inception. It has transformed from the Department of Administration and Supplies to Department of Corporate Support Services, before its present status as the Department of Human Resource Management. The Human Resource Management Department is concerned with the day-to-day management of the Human Resources and general administration of the Council.

Activities of the Department

- Preparation of variation advice for different categories of Staff on annual basis
- Processing of Staff Identity Cards in cases of promotion, appointment, damaged and misplaced identity cards
- Treating issues bordering on Staff welfare especially on Staff death benefits, Health Insurance and Housing Schemes
- Training and retraining of Staff for human capacity building through sponsorship at seminars, workshops, conferences and study leave at various tertiary institutions



- Development and production of staff nominal roll and other administrative records
- Ensuring that appointments, promotion and staff discipline are carried out when necessary
- Compilation of list of Staff for confirmation, conversion and upgrading
- Ensuring that disciplinary measures appropriated by Management are implemented as required
- Writing of briefs on Staff due for promotion, confirmation, conversion and upgrading
- Compilation of Staff Nominal Roll on PENCOM matters
- Responding to PENSION Commission on pension matters.

Divisions in the Department

- Appointment, Promotion and Discipline
- Staff Welfare and Human Resource Development
- Staff Record and Nominal Roll
- Pensions

1.5.6 QUALITY ASSURANCE DEPARTMENT

The Department serves as the watchdog of the Council as it monitors both the Internal and external activities to ensure that standards in operations in line with global best practices are maintained.

Activities of the Department

- Monitoring the operations /activities of the various departments in the Council with a view to ensuring that standards are maintained
- Carrying out Accreditation and Re–accreditation of schools writing or intending to write NECO Senior School Certificate Examination (SSCE) Internal and/ or Basic Education Certificate Examination (BECE)
- Coordinating the activities of the JCCE and NCE meetings, seminars and workshops in the Council
- Handling of malpractice cases arising from all examinations conducted by the Council
- Carrying out periodic assessment of the Council's operations with a view to establishing its strengths and weaknesses
- Investigation of complaints from schools and affected individuals on cancellation of results
- Designing appropriate instruments/methods to capture data at Departmental, Division and Unit Levels to ensure compliance to standards
- Collating Departmental Annual Work Plan for the production of the Councils' Work Plan
- Preparing and compiling list of schools due for Accreditation/Re–accreditation exercise
- Development and review of Accreditation Instruments
- Periodic training and retraining of Staff of the Council on Accreditation Modalities
- Posting of Staff for monitoring of examinations and marking exercises
- Preparing Payment Advice/Budget for External Monitors and Accreditation Exercise



- Inviting and sensitizing Principals of schools involved in examination malpractice (Mass Cheating cases)
- Keeping custody of Malpractice Reports and exhibits brought on the field or marking venues for future references
- Advising the Registrar/Chief Executive periodically on the Council's policy impact
- Ensuring that external activities of the Council e.g Marking, Accreditation of schools, Trial Testing and Examination Monitoring exercises are carried out with acceptable/professional standards
- Disbursement of QAM A for documentation of unprinted/missing Marks and Attendance Sheets (MAS) and forwarding completed QAM A to ICT Department for the reprint of MAS before marking exercise
- Liaising with Stakeholders and Agencies on educational issues that affect the Council and also collaborating with other examination bodies with a view to achieving the Council's Mission, Vision and Core Values
- Developing proposals on workshop for Management, Heads of Divisions, Zonal Coordinators, State Officers and relevant Stakeholders on review of Council's operations for greater efficiency

DIVISIONS IN THE DEPARTMENT

- Accreditation
- Malpractice and Investigation
- Monitoring Standards
- JCCE/NCE (External)

1.5.7 DEPARTMENT OF PSYCHOMETRICS

The Psychometrics Department is one of the professional components of the Council. Its concern is about the determination of psychometric properties of the Council's test items and validating the reliability of the test items before they are used for examinations.

ACTIVITIES OF THE DEPARTMENT

- Carrying out annual trial-testing exercise on test items developed for Council's examinations
- Determining the psychometric properties of the trial-tested items using conventional item analyses models or theories
- Calibrating test items after item analysis using appropriate test parameter models
- Developing and maintaining test items bank after calibration for future use in the Council's examinations
- Advising the Department of Examination Development on good items and the possibility of redeeming bad items after due statistical analysis before assembling the good ones into the item bank
- Carrying out post-examination item and test analyses to determine the validity and reliability of tests and their items used during a particular examination
- Providing expert advice to the ICT and Examination Development Departments on best practices in educational assessment
- Conducting Action Researches on NECO operations with a view to providing adequate information for improvement
- Conducting National Assessment for Educational Progress (NAEP) for policy and



- decision making in the education sector
- Organizing Annual Guest Lecture series for the Council on topical issues in education
- Training Staff of the Council on technical report writing, memo and proposal development for capacity building
- Collating and carrying out secondary analysis of examination statistics and results of candidates in the Council's examinations
- Disseminating data/statistics of the Council's examinations' results and malpractice cases to researchers, organizations and other relevant stakeholders in the education sector
- Cataloguing and coding of items for easy retrieval
- Maintaining item history (records and report)

DIVISIONS IN THE DEPARTMENT

- Trial Testing
- Research and Evaluation
- Statistics and Analysis
- Records and Archival

1.5.8 GENERAL SERVICES DEPARTMENT

The Department is saddled with the responsibility of providing technical and logistic support to the entire Council.

Activities of the Department

Physical Planning and Maintenance Services

- Maintenance of roof, ceiling, electrical, plumbing and general overhauling of facilities of the multipurpose conference hall at the NECO headquarters
- General maintenance services and project monitoring in the Council
- Servicing and maintenance of five (5) generating sets of 250KVA capacity used by the Council
- Repairs and maintenance of Council's air conditioners

Logistics

- Distribution of sensitive and non-sensitive examination materials to designated locations during examinations
- Swapping of parcels (worked scripts) for marking exercises
- Ensuring effective control, discipline and keeping general record of drivers' activities
- Ensuring safety of the Council's vehicles and also tracking of their movement at every given point
- Ensuring full implementation of the Road Transport Safety Standardization Scheme (RTSSS) of the Federal Government
- Routing and costing of all journeys involving the Council's vehicles
- Ensuring appropriate registration of the Council's vehicles
- Preventive maintenance, servicing and repairs of Council's vehicles



- Routine inspection of the Council's vehicles to ensure their road worthiness and how well they are being managed by the drivers
- Ensuring proper logistics arrangement during official functions
- Subjecting Council's Vehicles to Computerized vehicle inspection by Ministry of Works and Transport

Sanitation

- Supervising the general cleaning of the offices, toilets and the environment at the Headquarters, State Offices, Zonal Offices, Liaison Office and FCT Office
- Monitoring the activities of the contractor handling the cleaning of offices and environment at the Headquarters and NECO offices nationwide
- Taking proper maintenance of the economic trees, shade trees and ornamental plants within the Headquarters, warehouse and I.C.T Department
- Certifying and preparing claims and preparing payment schedules for cleaners and gardeners at State Offices, Zonal Offices, Liaison Office and FCT Office
- Ensuring the supply of water to all office blocks (offices) at the Headquarters and other locations
- Ensuring timely disposal of refuse generated at the designated locations
- Overseeing the quarterly fumigation of offices and their environments at the Headquarters and other designated locations
- Monitoring the weeding, trimming and pruning of plants and the application of fertilizers, herbicides and pesticides in all the locations as well as regular watering of flowers
- Ensuring proper landscaping of parking spaces, walk ways and orchards

Stores

- Keeping records of all the Council's property
- Stocking all items procured by the Council safely
- Distributing all items procured by the Council to the Departments
- Carrying out periodic inventory of the Council's stock in line with store management best practices
- Receiving stationeries needed for the conduct of examinations and other administrative activities of the Council
- Receiving and issuing furniture and fittings, plant and machinery such as tables, chairs, photocopier, desktop computers etc
- Receiving registration materials such as e-Registration cards, Entry Schedule, Subject Analysis and other forms required for SSCE (Internal), BECE, NCEE and SSCE (External)
- Issuing all store receipts/records as demanded

DIVISIONS IN THE DEPARTMENT

- Physical Planning and Maintenance Services
- Logistics Services
- Sanitation Services
- Store Services



1.5.9 INFORMATION AND COMMUNICATIONS TECHNOLOGY (ICT) DEPARTMENT

The ICT Department drives all technological innovations of the Council, it is responsible for the management of the Council's data infrastructure, maintenance of online services, interfacing between the Council and the general public, provision of statistical analysis data, collation and processing of results for the various examinations and provision of readily available information to ensure an effective, efficient and secure Information and Communications Technology environment in the Council.

ACTIVITIES OF THE DEPARTMENT

Archiving and Scanning

- Receiving and documentation of OMR, EMS, and Dummy EMS for all examinations
- Scanning/data capturing of OMR (objectives) and EMS (essay) responses per subject for all the candidates and the transfer of mutilated EMS and OMR sheets.
- Manual entry of candidates' essay scores not included on the EMS i.e. scores captured on the dummy EMS.

Resolution of Complaints

- Resolving candidates' registration and token-related challenges via Telephone, Email.
- Providing candidates with detailed descriptions of online registration processes.
- Correction of candidates' names and schools' names after the release of results.
- Confirmation/verification of results
- Re-print of certificates
- Activation of accredited schools.

Production of Packaging Schedule

This is done to ensure easy movement of question papers and other examination materials before, during, and after the exams. These include:

- Review of custodian points for BECE, SSCE (Internal & External)
- Printing of picking list for the exams. This is used by the printing points and Task Force Committee.
- Printing of e-Photo Album for schools for candidate verification.

Printing of Examination Materials

- Mark and Attendance Sheets for NCEE, GIFTED, BECE, and SSCE (Internal & External)
- EMS for BECE, SSCE (Internal & External)
- Results slip for SSCE (External) after the release of Results
- Results print-out for NCEE, GIFTED, BECE, and SSCE (Internal & External)
- Customization of OMR sheets for NCEE, GIFTED, BECE, and SSCE (Internal & External)

Collection/Entry/Proof-reading of Malpractice Report

- Proper data entry and documentation of malpractice reports for the various examinations.
- Implementation of the malpractice report



Processing of Results

- Resolution of duplicate records for both the objectives (OMR) and essay (EMS) data.
- Frequency generation for Grade Boundary and release of results.
- Application of stanine on students transformed scores.
- Provision of pre and post-examinations reports.
- Provision of statistical data for research and analysis

Programming/System Development

- **Designing, developing, and deployment of customized applications for the ICT and other Departments in the Council to improve productivity and efficiency.**
- **Program testing, and training of staff and other users of the applications.**
- **Provision of updates on existing applications for optimum performance**

Engineering

- i. Maintenance of OMR scanners/UPS.
- ii. Maintenance of the Konica/Printronix Printers
- iii. Maintenance of computer systems and printers for other Departments.
- iv. Installation, troubleshooting, and repair of hardware and operational software.
- v. Ensuring electricity supply and lightning to the Office building and its Environment.
- vi. Management of the Council's corporate email addresses.
- vii. Management of the Council's Egranary (E-Library System)

Support to Other Departments

- Finance and Accounts: Computation of Staff Touring Advance for all examinations, accreditations, trial testing, and marking exercises
- Office of the Registrar: Generation of statistical analysis of students' performances for the management.
- Examination Development: Provision of candidates' registration figures by states and subjects, EMS by marking venues and custodian points, students' performances for Chief Examiners and Award Committee meetings
- Examination Administration: Production of marks and attendance sheets, schools' registration reports, resolving students' complaints arising from the release of results.
- Psychometrics: Production of statistics of students' performance for research and scanning of Trial Testing OMR sheets.

DIVISIONS IN THE DEPARTMENT

- **Operations**
- **Programming**
- **Archives**
- **Complaints & On-line Support Services**
- **Engineering**

1.5.10 PROCUREMENT DEPARTMENT

The Department of Procurement is saddled with the responsibility of handling all stages of Contract Processes covering the initial needs assessment, budget allocations, and initial



market research through to the preparation of the tender, evaluation of bids, award of contracts, the contract implementation, and administration as well as monitoring of a project through the end of a contract.

ACTIVITIES OF THE DEPARTMENT

- Assessing Procurement needs of the Council
- Designing Procurement Plans and Strategies
- Analyzing cost implications of proposed Procurements
- Assembling and collecting Briefs on Contracts from various Departments
- Spelling out the requirements for acceptance of Bids and preparing Tender Notices for Publication
- Receiving Bid Documents from Contractors
- Examining Bid Documents to ensure conformity with the conditions stipulated in the **Public Procurement Acts 2007**
- Evaluating Bids to ensure Value for Money
- Maintaining Records of Proceedings of Parastatal Tenders Board Meetings
- Forwarding of Approvals of the Parastatal Tenders Board to the Minister/DG/Head of Agency, etc
- Conveying Award of Contracts to successful Bidders
- Collating Statistical information on Tenders and Award of Contracts for use in Planning and Research
- Liaising with Stock Verifier and User Department/Unit to ensure that Works/Goods/Services delivered are in conformity with Specifications and Contract Terms
- Serving as Secretariat for Procurement Planning Committee and Parastatal Tenders Board
- Presiding over the technical evaluation Sub-Committee of the Tenders Board in:
 - a. Receiving, evaluating and selecting bids received
 - b. Preparing Bid Evaluation Report
 - c. Making recommendations to the Parastatals Tenders' Board (PTB) for Contract awards to successful bidders for National Competitive Bidding Process in adherence to the Provisions of Public Procurement Act, 2007 and guidelines that may be issued by BPP from time to time
- Working closely with the Minor Procurement Committee in receiving, evaluating and selection of lowest responsive priced quotations for award of contracts for Minor Procurements
- Collating data on the status of the Council's Capital Projects in the 36 States and FCT
- Working closely with the Budget Committee in identifying those infrastructures that are necessary to advance the fulfilment of the Council's mandate and integrate them in the yearly budget
- Liaising with the Procurement Planning Committee to determine the printing needs of the Council
- Liaising with the Council's Procurement Planning Committee to determine the in-house cost estimates of the Council's printing needs
- Monitoring the execution of all contracts in accordance with signed agreements
- Ensuring and maintaining proper guidelines governing Public Procurement as approved by the Bureau of Public Procurement



- Preparing from time to time, standard tender documents for Goods, Works and Services for interested bidders in line with the Provisions of the Public Procurement Act (PPA, 2007)
- Opening, keeping records and registering of all contractors/suppliers duly registered with Council
- Organizing and arranging for the advertisement and publication of bids in adherence to Government guidelines
- Collating all responses to advertisement to tender and classifying all submissions according to categories
- Evaluating and making a selection of bids received in adherence to Government regulations
- Carrying out a preliminary analysis of tenders and making recommendations to the Director of Procurement Department and Registrar/Chief Executive
- Conducting researches on the best ways/approaches to ensure cost reduction and cost effectiveness in procurement
- Preparing from time to time, standard tender documents indicating technical specifications for interested bidders
- Advising the authorities on the provisions of the Public Procurement Act of 2007 and ensuring compliance with same
- Providing secretariat services for the Council's Departmental Tenders' Board and the Finance & General-Purpose Committee of the Governing Board
- Documenting and keeping record of contract agreements/letters and other contract related documents
- Preparing papers/memos for the attention, information, consideration and approval of the Governing Board of the Council
- Developing and assigning Answer Booklets codes for the various subjects examined by the Council at the Senior School Certificate Examination level
- Monitoring and ensuring the submission of various items for production/printing at the appropriate time
- Monitoring and taking stock of sensitive examination materials at the printing points
- Arranging the distribution of sensitive examination materials to different States of the Federation
- Preparing soft and hard copies of sensitive materials in Camera Ready form for the printers
- Detailing and scheduling of Printers for production of question papers and other examination materials
- Preparing budgets for distribution and other logistics involved in the administration of some of the key activities of the Council
- Communicating regularly with staff members on the field and NECO personnel attached to the printing points during peak periods
- Monitoring the implementation and execution of contracts awarded by the Council
- Identifying the requirements of the Council in terms of goods, items and works. In other words, preparing the needs assessment and evaluation of the organization
- Carrying out appropriate market and statistical surveys and on that basis, prepare analysis of the cost implications of the proposed procurement
- Aggregating its requirement whenever possible, both within the procurement entity and between procuring entities, to obtain economy of scale and reduce



- procurement cost
- Obtaining and confirming the validity of any Performance Bond and Advance Payment Guarantee
- Monitoring the execution of all contracts in accordance with signed agreement
- Preparing Special Instructions to Tenders (SIT), where necessary
- Preparing Special Conditions of Contracts (SCC), where necessary
- Preparing schedule of requirements for prospective bidders
- Preparing the Technical Specifications and Drawings for Projects
- Collating needs of various Departments of the Council for planning and projections for subsequent years
- Liaising with the various committees of the National Assembly for oversight functions on projects undertaken by the National Examinations Council (NECO)

Divisions in the Department

- 2 Works and Services Division
- 3 Printing Division
- 4 Goods and Supply Division

1.5.11 INTERNAL AUDIT DEPARTMENT

The Internal Audit Department's core mandate is to strengthen the internal control system of the Council in line with Audit Regulations and Global Standards.

ACTIVITIES OF THE DEPARTMENT

- Conducting pre and post payment Audit
- Conducting Store and Marketing Unit Audit
- Conducting Revenue and Expenditure Audit
- Auditing of Zonal /State Offices
- Auditing the Council's Library
- Investigating cases when necessary
- Preparing monthly, quarterly and annual reports and its submission to the Office of the Accountant-General of the Federation and Auditor-General of the Federation
- Preparing exception and advisory reports
- Monitoring and Evaluation of Internal Control System (ICS)
- Carrying out Risk Based Audit, Advisory and Compliance Review
- Updating major books and records of all Revenue items by way of compilation of total issuance of revenue items and returns of the unsold on a monthly basis for Internal Auditors and other verifiers
- Audit of NECO Staff School
- Providing reports on monthly basis to the Chief Executive and copies sent to some government agencies as required by the Financial Regulations

Special audit is carried out on the following special Division/Units:

- Store Division
- Logistics Division
- Medical Unit
- Library Unit
- Staff School



- Zonal/State Offices, etc.
Audit of those units and divisions are done on specified periods as contained in the Annual Audit Programme for the year.

Divisions in the Department

- Prepayment/System Audit Division
- Revenue/Budget Monitoring and Forensic Audit Division
- Post payment/Special Audit Division

1.5.12 EXAMINATION OPERATIONS DEPARTMENT

Examination Operations Department undertakes the Production, Inventory, Security and Distribution of all Examination materials (sensitive and non-sensitive) to all the State offices, FCT and Foreign Countries.

The Department is saddled with the responsibility of timely delivering of Examination materials to various destinations and retrieve same after the conduct of the examinations. In order to achieve its mandate, training and retraining of officers became pertinent for all field officers to enhance their performance, thereby engaging staff of the Department to work round the clock in ensuring an on-schedule and diligent delivery of its task to achieve the Council's mandate.

DIVISIONS IN THE DEPARTMENT

- Examination Materials Management Division
- Examination Production Division
- Post Examination & Inventory Division
- Security Surveillance Services Division

ACTIVITIES OF THE DEPARTMENT

- Designing and reviewing the printing of all non-sensitive examination materials used during Examinations
- Determining the quantity of forms required for each Examinations
- Preparing packaging schedules for NCEE (flyers, Posters, Envelopes etc)
- Preparing packaging schedules for SSCE (I&E) and BECE (Main & Re-sit)
- Coordinating the printing and distribution of customized Examination Papers (e.g. Computer Sheets, Drawing Sheets for Tech-Drawing, CCA, Visual Arts etc)
- Inspecting all newly supplied non-sensitive examination materials
- Distributing non-sensitive Examination materials from the warehouse to State offices and the FCT
- Receiving the Photo Ready items from the Registrar/CE for onward submission to the Printing Press
- Submit the subject allocation to the Printers
- Requesting for release of vehicles to be used in the conduct of examinations both at the printing points, State and FCT offices.
- Deliver picking lists, customized OMR answer sheets and Dockets bags etc to the printing points
- Dispatching of hard copy of results for BECE, SSCE (I) and result slips for SSCE (E) to Zonal Directors
- Delivering sensitive examination materials from the various printing points to State



- Offices and the FCT under close surveillance
- Dispatching Biometric Verification devices to State offices and the FCT during Examination
- Developing delivery schedules for distribution of sensitive Examination materials from the printing points to State offices and the FCT
- Preparing Budget for distribution of examination materials and other Logistics
- Nominating staff to be posted to printing points
- Retrieving low entry subjects scripts of all examinations for onward delivery to EDD
- Receiving from Registration department and dispatching of all rectified complaints to Zonal Directors
- Retrieving worked OMR sheets for all examinations and BECE Re-sit for onward dispatch to ICT department
- Swapping of all worked answer scripts for SSCE (internal, external and BECE) after the examination.
- Tracking and documenting all unused examination materials after each examination from states offices and the FCT.
- Receiving from store and keeping inventory of examination materials (four figure tables, Exam-bags, syllabus etc.
- Documenting Biometric Verification devices returned from states offices and the FCT to ICT Department.
- Receiving from registration department the analysis of examination materials (Four-Figure table, exam-bags, syllabus etc.) to be distributed to each states offices and the FCT.
- Distributing examination materials (Four-Figure Table, exam-bags to all states offices, the FCT and foreign schools.
- Communicating answer booklets codes to state coordinators/examination administrators subject by subject during the conduct of examinations
- Participating in the screening of nominees posted to printing points and Braille centres before final approval.
- Keeping abreast with the Team Leaders at the printing points to ensure adequate security of examination materials.
- Ensuring that some officers carry out undercover duties at the printing points and report back accordingly.
- Attending to all cases of emergencies during examination as it relates to the department.

1.5.13 REGISTRATION DEPARTMENT

The Registration Department as a nascent Department is responsible for designing, planning and authenticating the successful enrolment for all the Council's statutory Examinations. The statutory Examinations conducted by the Council are National Common Entrance Examination (NCEE), Examination for Gifted and Talented Children (Gifted), Basic Education Certificate Examination (BECE), Senior School Certificate Examination (SSCE) Internal and Senior School Certificate Examination (SSCE) External.

DIVISIONS UNDER THE DEPARTMENT

- ❖ Registration and Technical Support Division
- ❖ Complaints Division



❖ Physically Challenged and Foreign Schools Division

ACTIVITIES OF THE DEPARTMENT

Registration and Technical Support Division

- Providing technical support to all divisions in the Department, Schools and Service Provider.
- Preparing Registration Timeline and Timetables for all Examinations in the Council.
- Harmonizing SSCE Internal Timetable with other Examination Bodies.
- Preparing the advertisements for NCEE, Gifted Examination and SSCE External and liaising with Directorate of Information and Digital Communication for publication.
- Preparing and disseminating registration guidelines for BECE and SSCE Internal to schools through Zonal Directorate and ICT Department (online upload) for smooth registration.
- Liaising with some State Governments for the generation of registration Quotas for sponsored candidates on credit and also keeping updated records of indebtedness.
- Liaising with the Service Provider to generate RRR for Payment of Registration fees by indebted States.
- Reconciling debt profile at the Headquarters with Finance and Accounts Department.
- Monitoring the registration update for all Examinations for thorough analysis.
- Resolution of online centre disputes from schools.
- Liaising with ICT Department on payment and upload of late 3rd year Continuous Assessment Score (CAS 3) for release of defaulted schools' results.
- Ensuring hardcopy results are printed for all schools.
- Attending to emergencies during Examination as it relates to Registration.
- Liaising with the ICT Department to resolve all Registration Non-Validation issues i.e. Passport Photograph, Gender, Date of Birth, Subject(s), State, Local Government Area and correction in Name, during registration.
- Prompt communication with schools/candidates to forward complete complaints requirements for prompt treatment of complaints before the release of result.
- Collating and liaising with ICT Department for the hosting of NCEE, Gifted Examination and SSCE External centres.
- Providing analysis of examination materials (Four Figure Mathematical Tables, Examination Bags, Syllabus etc.) required by States to Examination Operations Department.

Complaints Division

- Liaising with ICT Department to resolve all BECE, SSCE Internal and SSCE External Non-Validation issues i.e. correction of candidates' biodata and subjects.
- Receiving complaints from schools on change of school name and correction of school name.
- Releasing rectified results to schools/candidates through Examination Operations Department to the Zonal Directorate.
- Keeping records of received, work in progress and resolved complaints for accountability/service delivery.
- Receiving and dispatching of all resolved complaints through the Zonal Directorate.
- Prompt communication with schools/candidates with incomplete complaints



- requirement for effective service delivery.
- Liaising with Examination Development for supporting documents such as Marks and Attendance Sheets (MAS), candidate's work scripts etc.
- Designing forms for receipt of complaints.
- Preparing periodic reports.

Physically Challenged and Foreign Schools Division

- Liaising with foreign schools on registration and other associated issues.
- Liaising with State Offices on registration and other associated issues for physically challenged and blind candidates.
- Budget and planning for all Staff slated to conduct Examinations in foreign Schools.
- Liaison with ICT, Examination Administration and Examination Operations Departments for all documents and logistics for those slated for the conduct of Examinations in foreign schools and also the physically challenged candidates.
- Liaising with Examination Development Department to determine the subjects for blind candidates.
- Receiving data from ICT Department to generate indent for visually impaired candidates and forwarding it to Registrar`s Office for production of Braille.
- Developing Registration Guidelines for all foreign schools in conjunction with Registration Division.

1.5.14 INFORMATION AND DIGITAL COMMUNICATIONS DIRECTORATE

The Information and Digital Communication Directorate is the mouth piece of the Council, as the image maker of the Council, the directorate is at its best meeting clients demand for the right information. It was hitherto a division under the office of the Registrar until 7th September, 2023.

Activities of the directorate

- Publicizing Council Events, like Release of Results and other incidental events
- Maintenance of effective Media Relations
- Publishing NECO Newsletter in partnership with the Editorial Board
- Coordinating Courtesy Calls/Visits
- Placement of Adverts/Public notices in the media
- Maintaining/sustaining cordial relations between the Council and Education Editors of various media houses
- Coordinating and anchoring all Council's events and programmes
- Keeping records of Council's activities/events
- Keeping tab on media reportage as it affects the Council and advising Management appropriately
- Coordinating media parley with the Council

Divisions in the Directorate

- Events Management
- Publications

1.5.15 LEGAL SERVICES DIRECTORATE

The Directorate of Legal Services was a Division under the Office of the Registrar until 7th



September, 2023 when the Office was upgraded to a Directorate. This Directorate stands under the Office of the Registrar and is responsible for proffering legal solutions, advice, guidance and direction for the Council.

The Directorate handles all legal matters of the Council in conjunction with Legal Retainers courts of law as the case may be.

The Directorate attends to all requests and inquiries brought under Freedom of Information Act 2011 and make annual returns to Federal Ministry of Justice.

The Directorate consists of the following Divisions for effective performance. They are:

- Legal Drafting and Documentation; and
- Litigation Management.

ACTIVITIES

- Proffering legal counsel to the Council in all matters requiring legal guidance.
- Following up the Council's cases in all courts and collaborating with Council's External Solicitors appropriately on best actions to be taken for protection and furtherance of Council's interest.
- Handling legal matters independently and in some instances in court in collaboration with Legal Retainers.
- Reporting to the Registrar/Chief Executive proceedings of all Council court cases/legal matters, to enable the Council to be in full knowledge of matter(s) regarding it.
- Attending to all requests and inquiries to the Council brought under FOI Act 2011.
- Drafting, documentation of legal instruments and review of existing agreements.
- Making Annual Returns to FOI Unit of Federal Ministry of Justice as required.
- Treating of correspondence (both internal and external).
- Serving as Secretaries/Legal Advisers in Staff Disciplinary Committee and other Committees for the investigation of allegations of misconduct or other related matters, Secretaries to Examination Malpractice Review Committee 2nd level.
- Effectively participating and offering legal guidance to various Administrative Panels set up by Management, as well as served as Secretaries to various Ad-hoc Committees. Between January to December, 2023.
- The Division guided the Council in avoiding the pitfalls of poorly drafted documents and mistakes which may have adverse legal implications on the Council.
- Reviewed various Tenancy Agreements and other Contractual documents for the Council.
- In collaboration with the Department of Quality Assurance (DQA), ensured that malpractice cases were collated for necessary action before the results of the affected schools/candidates were either released or cancelled. This practice involves the invitation of schools alleged to have committed examination malpractice(s), particularly mass cheating to be heard before the release or cancellation of results; and in the event of cancellation(s), to show cause why criminal prosecution should not be commenced against them. This has drastically reduced the number of litigations against the Council which also has positive financial implications for the Council.



- Adopted Alternative Dispute Resolutions (ADR) mechanisms in settling some matters.
- Participated in the various Committees with outcome based on legal and administrative frame work of the Council such as:
 - (a) Management Committee to Review NECO Act.
 - (b) Management Committee to Study the Report on Staff Disciplinary Committee.
 - (c) Committee to Investigate and sanction wanting Examination Supervisors and Examiners.

1.5.16 SPECIAL DUTIES DIRECTORATE

The Directorate of Special Duties is saddled with the responsibility of assisting the Registrar/Chief Executive in providing line supervision and general management of all staff.

ACTIVITIES OF THE DEPARTMENT

- Investigating all forms of corrupt cases in the Council
- Enlightening Staff on the dangers of corruption
- Inspecting the entire work process from time to time with the view of routing out corrupt practices
- Advising Management on corruption-related issues
- Checkmating corrupt practices within the Council by advising the various departments on the need to effect changes in their practices where necessary
- Periodic sensitization of staff members on the need to stay away from corrupt activities and to maintain a clean and high personal integrity
- Tracking files in order to ensure prompt treatment of Complaints
- Attending quarterly Global Ministerial SERVICOM Committee (GMSC) Meetings to deliberate on new trends in service delivery in MDAs
- Designing and administering Improper Act form to check some improper acts
- Managing the Council's customer relations policy
- Conducting enlightenment of Staff through write ups
- Sensitizing Staff on the need for early resumption to duty
- Ensuring the promotion of quality assurance and best practices in the Council's service delivery
- Disseminating best practices and other tips on service delivery improvement
- Updating the Operationalization plan of the Executive Order 001 for the Council
- Facilitating a safe and conducive working environment
- Liaising between the Council and the SERVICOM Office of the Federal Ministry of Education and Presidency
- Receiving and documenting requests for Confirmation/Verification of Results and forwarding same to the Information Communication Technology (ICT) Department
- Receiving and documenting confirmed results obtained from the ICT Department
- Comparing the confirmed results with the requests earlier received to check for discrepancies
- Dispatching confirmed results to requesting Institutions/Organizations
- Receiving requests on e-verification and forwarding same to the ICT Department
- Effecting feedback to clients on complaints arising from verified results
- Receiving, sorting and distributing SSCE (Internal and External) Certificates
- Receiving and documenting complaints from School Principals and candidates in



- relation to BECE results and SSCE certificates
- Verifying the authenticity of the complaints received
- Ensuring the availability of all required documents that would support the correction of errors observed e.g. Validation Lists, Registration History, School Photo Albums, Birth Certificates, etc
- Ensuring that appropriate processing fees are paid
- Processing complaints received and submitting same to the Director, Special Duties for approval
- Further processing of approved complaints and forwarding same to the ICT Department for correction, reprinting (where necessary) and uploading the corrections on the NECO website
- Collecting the reprinted certificates from the ICT Department, embossing security seal and issuing the reprinted certificates to candidates and schools

Divisions in the Directorate

- Anti-Corruption and Transparency (AC&T)
- SERVICOM
- Documentation
- Consultancy

1.5.17 SOUTH-SOUTH ZONAL DIRECTORATE

The South-South Zonal Directorate is located in Port-Harcourt Rivers State. It is saddled with the responsibility of monitoring and coordinating the activities of States in the South-South Zone for optimum achievement of the Council's mandate. The Directorate is headed by a Zonal Director and has four (4) Divisions namely; Examinations, State Offices (SO), Finance and Accounts (F & A) and Human Resource Management/General Services (HRM/GS).

The States that make up the Zone include; Akwa-Ibom, Bayelsa, Cross-River, Delta, Edo and Rivers. The State offices are headed by State Coordinators.

The following are specific activities of the South-South Zonal and State Offices:

ZONAL OFFICE

- ❖ Monitors and coordinates all the activities of the States in the Zone
- ❖ Ensures the full execution/implementation of all directives (policies) from the Headquarters to the states, stakeholders and general public
- ❖ Serves as liaison between the Headquarters and the State Offices on all issues.
- ❖ Represents the Council when directed
- ❖ Serves as channel of communication between the State Offices and other Stakeholders with the Headquarters
- ❖ Carries out investigations on any issue as may be directed or when the need arises.
- ❖ Processes accommodation issues of State Offices in the Zone
- ❖ Processes needs of the State Offices in the Zone and forwards same to the Headquarters for necessary action
- ❖ Makes compilation of various staff records and forwards same to the Headquarters as may be requested from time to time
- ❖ Processes imprests and reimbursements for the Zone
- ❖ Processes Annual Performance Evaluation Reports (APER) of Staff in the Zone
- ❖ Ensures effective dispatch of Circulars, Memos and any other information from the



Headquarters

- ❖ Processes Staff matters generally as may be directed

STATE OFFICES

Activities

- Coordinate registration exercises
- Issue registration materials to schools
- Receive and document registration materials from schools
- Prepare indent for blind candidates
- Keep records of registration statistics of all examinations and forward same to the Headquarters through the Zonal Office
- Distribute Time-tables to schools and other stakeholders
- Receive and process complaints from schools and candidates
- Ensure that relevant documents required for correction of names, certificates and results are attached to the complaint letters
- Document treated complaints
- Forward treated complaints to schools and candidates
- Prepare custodian points list for all examinations
- Forward prepared list of custodian points and centres under them to the Headquarters through the Zonal Office
- Reproduce subject analysis for custodian officers
- Secure approval for use of custodian points before the commencement of examinations
- Issue nomination forms for Supervisors & Assistant Supervisors to school Principals and process same
- Appoint Centre Coordinators and Invigilators for SSCE External and NCEE
- Brief Centre Coordinators, Supervisors and Assistant Supervisors
- Coordinate conduct of Oral and Practical examinations
- Submit periodic report on the Council's activities
- Identify schools for trial testing
- Coordinate briefing of External Monitors
- Collate External Monitors and NSCDC reports
- Ensure compliance with the Council's standard in all activities
- Receive inspection report on schools from Ministries of Education
- Compile list of schools due for accreditation and re-accreditation
- Keep records of accreditation reports
- Collate requests for verification and confirmation of results and send same to the Headquarters through the Zonal Office for processing
- Take proper custody of dead scripts, past question papers, Photo-Albums, E-Photo Cards, duplicate copies of Entry Schedules and unused forms
- Carry out orientation for new staff as well as organize in-house training for staff
- Compile list of staff due for upgrading, promotion and confirmation
- Update nominal roll of staff
- Attend to the welfare needs of staff in the offices e.g. NHIS, Pension Scheme, Staff Housing Loan, NSITF etc
- Open and maintain staff personal files and take custody of other staff records
- Maintain proper filing system based on subject matters
- Supervise all contract staff



- Allocate offices to staff
- Issue and coordinate the completion of Annual Performance Evaluation Report (APER) forms which must be submitted to the Headquarters through the Zonal Office
- Receive and disseminate information to staff and other stakeholders on all Council's activities
- Carry out sensitization and awareness programmes on activities of the Council
- Ensure effective implementation of SERVICOM
- Manage, maintain and protect the Council's property, plants and equipment
- Ensure that regular sanitation activities are carried out
- Ensure the processing of utility bills of the offices for payment by the Finance and Accounts Unit
- Keep custody of all revenue items received from the Zonal Office
- Issue revenue items to Sales Officers
- Ensure safe keeping of non-revenue items
- Maintain stock issuance and receipt register
- Ensure due process in relation to financial activities
- Keep proper record of all revenue items sent to the states from the Headquarters
- Uphold financial regulations in the conduct of state activities

1.5.18 SOUTH-EAST ZONAL DIRECTORATE

The South-East Zonal Directorate is located in Enugu, Enugu State. It is saddled with the responsibility of monitoring and coordinating the activities of States in the South-East Zone for optimum achievement of the Council's mandate. The Directorate is headed by a Zonal Director and has four (4) Divisions namely; Examinations, State Offices (SO), Finance and Accounts (F & A) and Human Resource Management/General Services (HRM/GS).

The States that make up the Zone include; Abia, Anambra, Ebonyi, Enugu, and Imo. The State offices are headed by State Coordinators.

The following are specific activities of the South-East Zonal and State Offices:

ZONAL OFFICE

- ❖ Monitors and coordinates all the activities of the States in the Zone
- ❖ Ensures the full execution/implementation of all directives (policies) from the Headquarters to the states, stakeholders and general public
- ❖ Serves as liaison between the Headquarters and the State Offices on all issues
- ❖ Represents the Council when directed
- ❖ Serves as channel of communication between the State Offices and other Stakeholders with the Headquarters
- ❖ Carries out investigations on any issues as may be directed or when the need arises
- ❖ Processes accommodation issues of State Offices in the Zone
- ❖ Processes needs of the State Offices in the Zone and forwards same to the Headquarters for necessary action
- ❖ Makes compilation of various staff records and forwards same to the Headquarters as may be requested from time to time
- ❖ Processes imprests and reimbursements for the Zone
- ❖ Processes Annual Performance Evaluation Reports (APER) of Staff in the Zone
- ❖ Ensures effective dispatch of Circulars, Memos and any other information from the Headquarters



- ❖ Processes Staff matters generally as may be directed

STATE OFFICES

Activities

- Coordinate registration exercises
- Issue registration materials to schools
- Receive and document registration materials from schools
- Prepare indent for blind candidates
- Keep records of registration statistics of all examinations and forward same to the Headquarters through the Zonal Office
- Distribute Time-tables to schools and other stakeholders
- Receive and process complaints from schools and candidates
- Ensure that relevant documents required for correction of names, certificates and results are attached to the complaint letters
- Document treated complaints
- Forward treated complaints to schools and candidates
- Prepare custodian points list for all examinations
- Forward prepared list of custodian points and centres under them to the Headquarters through the Zonal Office
- Reproduce subject analysis for custodian officers
- Secure approval for use of custodian points before the commencement of examinations.
- Issue nomination forms for Supervisors & Assistant Supervisors to school Principals and process same
- Appoint Centre Coordinators and Invigilators for SSCE External and NCEE
- Brief Centre Coordinators, Supervisors and Assistant Supervisors
- Coordinate conduct of Oral and Practical examinations
- Submit periodic report on the Council's activities
- Identify schools for trial testing
- Coordinate briefing of External Monitors
- Collate External Monitors and NSCDC reports
- Ensure compliance with the Council's standard in all activities
- Receive inspection report on schools from Ministries of Education
- Compile list of schools due for accreditation and re-accreditation
- Keep records of accreditation reports
- Collate requests for verification and confirmation of results and send same to the Headquarters through the Zonal Office for processing
- Take proper custody of dead scripts, past question papers, Photo-Albums, E-Photo Cards, duplicate copies of Entry Schedules and unused forms
- Carry out orientation for new staff as well as organize in-house training for staff
- Compile list of staff due for upgrading, promotion and confirmation
- Update nominal roll of staff
- Attend to the welfare needs of staff in the offices e.g. NHIS, Pension Scheme, Staff Housing Loan, NSITF etc
- Open and maintain staff personal files and take custody of other staff records
- Maintain proper filing system based on subject matters
- Supervise all contract staff



- Allocate offices to staff
- Issue and coordinate the completion of Annual Performance Evaluation Report (APER) forms which must be submitted to the Headquarters through the Zonal Office
- Receive and disseminate information to staff and other stakeholders on all Council's activities
- Carry out sensitization and awareness programmes on activities of the Council
- Ensure effective implementation of SERVICOM
- Manage, maintain and protect the Council's property, plants and equipment
- Ensure that regular sanitation activities are carried out
- Ensure the processing of utility bills of the offices for payment by the Finance and Accounts Unit
- Keep custody of all revenue items received from the Zonal Office
- Issue revenue items to Sales Officers
- Ensure safe keeping of non-revenue items
- Maintain stock issuance and receipt register
- Ensure due process in relation to financial activities
- Keep proper record of all revenue items sent to the states from the Headquarters
- Uphold financial regulations in the conduct of state activities

1.5.19 SOUTH-WEST ZONAL DIRECTORATE

The South-West Zonal Directorate is located in Ibadan, Oyo State. It is saddled with the responsibility of monitoring and coordinating the activities of States in the South-West Zone for optimum achievement of the Council's mandate. The Directorate is headed by a Zonal Director and has four (4) Divisions namely; Examinations, State Offices (SO), Finance and Accounts (F & A) and Human Resource Management/General Services (HRM/GS). The States that make up the Zone include; Ekiti, Lagos, Ogun, Ondo, Osun and Oyo. The State offices are headed by State Coordinators.

The following are specific activities of the South-West Zonal and State Offices:

ZONAL OFFICE

- ❖ Monitors and coordinates all the activities of the States in the Zone
- ❖ Ensures the full execution/implementation of all directives (policies) from the Headquarters to the states, stakeholders and general public
- ❖ Serves as liaison between the Headquarters and the State Offices on all issues
- ❖ Represents the Council when directed
- ❖ Serves as channel of communication between the State Offices and other Stakeholders with the Headquarters
- ❖ Carries out investigations on any issues as may be directed or when the need arises
- ❖ Processes accommodation issues of State Offices in the Zone
- ❖ Processes needs of the State Offices in the Zone and forwards same to the Headquarters for necessary action
- ❖ Makes compilation of various staff records and forwards same to the Headquarters as may be requested from time to time
- ❖ Processes imprests and reimbursements for the Zone
- ❖ Processes Annual Performance Evaluation Reports (APER) of Staff in the Zone
- ❖ Ensures effective dispatch of Circulars, Memos and any other information from the Headquarters



- ❖ Processes Staff matters generally as may be directed

STATE OFFICES

Activities

- Coordinate registration exercises
- Issue registration materials to schools
- Receive and document registration materials from schools
- Prepare indent for blind candidates
- Keep records of registration statistics of all examinations and forward same to the Headquarters through the Zonal Office
- Distribute Time-tables to schools and other stakeholders
- Receive and process complaints from schools and candidates
- Ensure that relevant documents required for correction of names, certificates and results are attached to the complaint letters
- Document treated complaints
- Forward treated complaints to schools and candidates
- Prepare custodian points list for all examinations
- Forward prepared list of custodian points and centres under them to the Headquarters through the Zonal Office
- Reproduce subject analysis for custodian officers
- Secure approval for use of custodian points before the commencement of examinations
- Issue nomination forms for Supervisors & Assistant Supervisors to school Principals and process same
- Appoint Centre Coordinators and Invigilators for SSCE External and NCEE
- Brief Centre Coordinators, Supervisors and Assistant Supervisors
- Coordinate conduct of Oral and Practical examinations
- Submit periodic report on the Council's activities
- Identify schools for trial testing
- Coordinate briefing of External Monitors
- Collate External Monitors and NSCDC reports
- Ensure compliance with the Council's standard in all activities
- Receive inspection report on schools from Ministries of Education
- Compile list of schools due for accreditation and re-accreditation
- Keep records of accreditation reports
- Collate requests for verification and confirmation of results and send same to the Headquarters through the Zonal Office for processing
- Take proper custody of dead scripts, past question papers, Photo-Albums, E-Photo Cards, duplicate copies of Entry Schedules and unused forms
- Carry out orientation for new staff as well as organize in-house training for staff
- Compile list of staff due for upgrading, promotion and confirmation
- Update nominal roll of staff
- Attend to the welfare needs of staff in the offices e.g. NHIS, Pension Scheme, Staff Housing Loan, NSITF etc
- Open and maintain staff personal files and take custody of other staff records
- Maintain proper filing system based on subject matters
- Supervise all contract staff



- Allocate offices to staff
- Issue and coordinate the completion of Annual Performance Evaluation Report (APER) forms which must be submitted to the Headquarters through the Zonal Office
- Receive and disseminate information to staff and other stakeholders on all Council's activities
- Carry out sensitization and awareness programmes on activities of the Council
- Ensure effective implementation of SERVICOM
- Manage, maintain and protect the Council's property, plants and equipment
- Ensure that regular sanitation activities are carried out
- Ensure the processing of utility bills of the offices for payment by the Finance and Accounts Unit
- Keep custody of all revenue items received from the Zonal Office
- Issue revenue items to Sales Officers
- Ensure safe keeping of non-revenue items
- Maintain stock issuance and receipt register
- Ensure due process in relation to financial activities
- Keep proper record of all revenue items sent to the states from the Headquarters
- Uphold financial regulations in the conduct of state activities

1.5.20 NORTH-EAST ZONAL DIRECTORATE

The North-East Zonal Directorate is located in Bauchi, Bauchi State. It is saddled with the responsibility of monitoring and coordinating the activities of States in the North-East Zone for optimum achievement of the Council's mandate. The Directorate is headed by a Zonal Director and has four (4) Divisions namely; Examinations, State Offices (SO), Finance and Accounts (F & A) and Human Resource Management/General Services (HRM/GS).

The States that make up the Zone include; Adamawa, Bauchi, Borno, Gombe, Taraba, and Yobe. The State offices are headed by State Coordinators.

The following are specific activities of the North-East Zonal and State Offices:

ZONAL OFFICE

- ❖ Monitors and coordinates all the activities of the States in the Zone
- ❖ Ensures the full execution/implementation of all directives (policies) from the Headquarters to the states, stakeholders and general public
- ❖ Serves as liaison between the Headquarters and the State Offices on all issues
- ❖ Represents the Council when directed
- ❖ Serves as channel of communication between the State Offices and other Stakeholders with the Headquarters
- ❖ Carries out investigations on any issues as may be directed or when the need arises
- ❖ Processes accommodation issues of State Offices in the Zone.
- ❖ Processes needs of the State Offices in the Zone and forwards same to the Headquarters for necessary action
- ❖ Makes compilation of various staff records and forwards same to the Headquarters as may be requested from time to time
- ❖ Processes imprests and reimbursements for the Zone
- ❖ Processes Annual Performance Evaluation Reports (APER) of Staff in the Zone
- ❖ Ensures effective dispatch of Circulars, Memos and any other information from the Headquarters



- ❖ Processes Staff matters generally as may be directed

STATE OFFICES

Activities

- Coordinate registration exercises
- Issue registration materials to schools
- Receive and document registration materials from schools
- Prepare indent for blind candidates
- Keep records of registration statistics of all examinations and forward same to the Headquarters through the Zonal Office.
- Distribute Time-tables to schools and other stakeholders
- Receive and process complaints from schools and candidates
- Ensure that relevant documents required for correction of names, certificates and results are attached to the complaint letters
- Document treated complaints
- Forward treated complaints to schools and candidates
- Prepare custodian points list for all examinations
- Forward prepared list of custodian points and centres under them to the Headquarters through the Zonal Office
- Reproduce subject analysis for custodian officers
- Secure approval for use of custodian points before the commencement of examinations
- Issue nomination forms for Supervisors & Assistant Supervisors to school Principals and process same
- Appoint Centre Coordinators and Invigilators for SSCE External and NCEE
- Brief Centre Coordinators, Supervisors and Assistant Supervisors
- Coordinate conduct of Oral and Practical examinations
- Submit periodic report on the Council's activities
- Identify schools for trial testing
- Coordinate briefing of External Monitors
- Collate External Monitors and NSCDC reports
- Ensure compliance with the Council's standard in all activities
- Receive inspection report on schools from Ministries of Education
- Compile list of schools due for accreditation and re-accreditation
- Keep records of accreditation reports
- Collate requests for verification and confirmation of results and send same to the Headquarters through the Zonal Office for processing
- Take proper custody of dead scripts, past question papers, Photo-Albums, E-Photo Cards, duplicate copies of Entry Schedules and unused forms
- Carry out orientation for new staff as well as organize in-house training for staff
- Compile list of staff due for upgrading, promotion and confirmation
- Update nominal roll of staff
- Attend to the welfare needs of staff in the offices e.g. NHIS, Pension Scheme, Staff Housing Loan, NSITF etc
- Open and maintain staff personal files and take custody of other staff records
- Maintain proper filing system based on subject matters
- Supervise all contract staff



- Allocate offices to staff
- Issue and coordinate the completion of Annual Performance Evaluation Report (APER) forms which must be submitted to the Headquarters through the Zonal Office
- Receive and disseminate information to staff and other stakeholders on all Council's activities
- Carry out sensitization and awareness programmes on activities of the Council
- Ensure effective implementation of SERVICOM
- Manage, maintain and protect the Council's property, plants and equipment
- Ensure that regular sanitation activities are carried out
- Ensure the processing of utility bills of the offices for payment by the Finance and Accounts Unit
- Keep custody of all revenue items received from the Zonal Office
- Issue revenue items to Sales Officers
- Ensure safe keeping of non-revenue items
- Maintain stock issuance and receipt register
- Ensure due process in relation to financial activities
- Keep proper record of all revenue items sent to the states from the Headquarters
- Uphold financial regulations in the conduct of state activities

1.5.21 NORTH-WEST ZONAL DIRECTORATE

The North-West Zonal Directorate is located in Kano, Kano State. It is saddled with the responsibility of monitoring and coordinating the activities of States in the North-West Zone for optimum achievement of the Council's mandate. The Directorate is headed by a Zonal Director and has four (4) Divisions namely; Examinations, State Offices (SO), Finance and Accounts (F & A) and Human Resource Management/General Services (HRM/GS).

The States that make up the Zone include; Jigawa, Kaduna, Kano, Katsina, Kebbi, Sokoto and Zamfara. The State offices are headed by State Coordinators.

The following are specific activities of the North-West Zonal and State Offices:

ZONAL OFFICE

- ❖ Monitors and coordinates all the activities of the States in the Zone
- ❖ Ensures the full execution/implementation of all directives (policies) from the Headquarters to the states, stakeholders and general public
- ❖ Serves as liaison between the Headquarters and the State Offices on all issues
- ❖ Represents the Council when directed
- ❖ Serves as a channel of communication between the State Offices and other Stakeholders with the Headquarters
- ❖ Carries out investigations on any issues as may be directed or when the need arises
- ❖ Processes accommodation issues of State Offices in the Zone
- ❖ Processes needs of the State Offices in the Zone and forwards same to the Headquarters for necessary action
- ❖ Makes compilation of various staff records and forwards same to the Headquarters as may be requested from time to time
- ❖ Processes imprests and reimbursements for the Zone.
- ❖ Processes Annual Performance Evaluation Reports (APER) of Staff in the Zone.



- ❖ Ensures effective dispatch of Circulars, Memos and any other information from the Headquarters
- ❖ Processes Staff matters generally as may be directed

STATE OFFICES

Activities

- Coordinate registration exercises
- Issue registration materials to schools
- Receive and document registration materials from schools
- Prepare indent for blind candidates
- Keep records of registration statistics of all examinations and forward same to the Headquarters through the Zonal Office
- Distribute Time-tables to schools and other stakeholders
- Receive and process complaints from schools and candidates
- Ensure that relevant documents required for correction of names, certificates and results are attached to the complaint letters
- Document treated complaints
- Forward treated complaints to schools and candidates
- Prepare custodian points list for all examinations
- Forward prepared list of custodian points and centres under them to the Headquarters through the Zonal Office
- Reproduce subject analysis for custodian officers
- Secure approval for use of custodian points before the commencement of examinations
- Issue nomination forms for Supervisors & Assistant Supervisors to school Principals and process same
- Appoint Centre Coordinators and Invigilators for SSCE External and NCEE
- Brief Centre Coordinators, Supervisors and Assistant Supervisors
- Coordinate conduct of Oral and Practical examinations
- Submit periodic report on the Council's activities
- Identify schools for trial testing
- Coordinate briefing of External Monitors
- Collate External Monitors and NSCDC reports
- Ensure compliance with the Council's standard in all activities
- Receive inspection report on schools from Ministries of Education
- Compile list of schools due for accreditation and re-accreditation
- Keep records of accreditation reports
- Collate requests for verification and confirmation of results and send same to the Headquarters through the Zonal Office for processing
- Take proper custody of dead scripts, past question papers, Photo-Albums, E-Photo Cards, duplicate copies of Entry Schedules and unused forms
- Carry out orientation for new staff as well as organize in-house training for staff
- Compile list of staff due for upgrading, promotion and confirmation
- Update nominal roll of staff
- Attend to the welfare needs of staff in the offices e.g. NHIS, Pension Scheme, Staff Housing Loan, NSITF etc
- Open and maintain staff personal files and take custody of other staff records



- Maintain proper filing system based on subject matters
- Supervise all contract staff
- Allocate offices to staff
- Issue and coordinate the completion of Annual Performance Evaluation Report (APER) forms which must be submitted to the Headquarters through the Zonal Office
- Receive and disseminate information to staff and other stakeholders on all Council's activities
- Carry out sensitization and awareness programmes on activities of the Council
- Ensure effective implementation of SERVICOM
- Manage, maintain and protect the Council's property, plants and equipment
- Ensure that regular sanitation activities are carried out
- Ensure the processing of utility bills of the offices for payment by the Finance and Accounts Unit
- Keep custody of all revenue items received from the Zonal Office
- Issue revenue items to Sales Officers
- Ensure safe keeping of non-revenue items
- Maintain stock issuance and receipt register
- Ensure due process in relation to financial activities
- Keep proper record of all revenue items sent to the states from the Headquarters
- Uphold financial regulations in the conduct of state activities

1.5.22 NORTH-CENTRAL ZONAL DIRECTORATE

The North-Central Zonal Directorate is located in Ilorin, Kwara State. It is saddled with the responsibility of monitoring and coordinating the activities of States in the North-Central Zone for optimum achievement of the Council's mandate. The Directorate is headed by a Zonal Director and has four (4) Divisions namely; Examinations, State Offices (SO), Finance and Accounts (F & A) and Human Resource Management/General Services (HRM/GS).

The States that make up the Zone include; Benue, Kogi, Kwara, Nasarawa, Niger, Plateau and FCT. The State offices are headed by State Coordinators.

The following are specific activities of the North-Central Zonal and State Offices:

ZONAL OFFICE

- ❖ Monitors and coordinates all the activities of the States in the Zone
- ❖ Ensures the full execution/implementation of all directives (policies) from the Headquarters to the states, stakeholders and general public.
- ❖ Serves as liaison between the Headquarters and the State Offices on all issues.
- ❖ Represents the Council when directed
- ❖ Serves as channel of communication between the State Offices and other Stakeholders with the Headquarters
- ❖ Carries out investigations on any issues as may be directed or when the need arises
- ❖ Processes accommodation issues of State Offices in the Zone
- ❖ Processes needs of the State Offices in the Zone and forwards same to the Headquarters for necessary action
- ❖ Makes compilation of various staff records and forwards same to the Headquarters as may be requested from time to time
- ❖ Processes imprests and the reimbursements for the Zone
- ❖ Processes Annual Performance Evaluation Reports (APER) of Staff in the Zone



- ❖ Ensures effective dispatch of Circulars, Memos and any other information from the Headquarters
- ❖ Processes Staff matters generally as may be directed

STATE OFFICES

Activities

- Coordinate registration exercises
- Issue registration materials to schools
- Receive and document registration materials from schools
- Prepare indent for blind candidates
- Keep records of registration statistics of all examinations and forward same to the Headquarters through the Zonal Office
- Distribute Time-tables to schools and other stakeholders
- Receive and process complaints from schools and candidates
- Ensure that relevant documents required for correction of names, certificates and results are attached to the complaint letters
- Document treated complaints
- Forward treated complaints to schools and candidates
- Prepare custodian points list for all examinations
- Forward prepared list of custodian points and centres under them to the Headquarters through the Zonal Office
- Reproduce subject analysis for custodian officers
- Secure approval for use of custodian points before the commencement of examinations
- Issue nomination forms for Supervisors & Assistant Supervisors to school Principals and process same
- Appoint Centre Coordinators and Invigilators for SSCE External and NCEE
- Brief Centre Coordinators, Supervisors and Assistant Supervisors
- Coordinate conduct of Oral and Practical examinations
- Submit periodic report on the Council's activities
- Identify schools for trial testing
- Coordinate briefing of External Monitors
- Collate External Monitors and NSCDC reports
- Ensure compliance with the Council's standard in all activities
- Receive inspection report on schools from Ministries of Education
- Compile list of schools due for accreditation and re-accreditation
- Keep records of accreditation reports
- Collate requests for verification and confirmation of results and send same to the Headquarters through the Zonal Office for processing
- Take proper custody of dead scripts, past question papers, Photo-Albums, E-Photo Cards, duplicate copies of Entry Schedules and unused forms
- Carry out orientation for new staff as well as organize in-house training for staff
- Compile list of staff due for upgrading, promotion and confirmation
- Update nominal roll of staff
- Attend to the welfare needs of staff in the offices e.g. NHIS, Pension Scheme, Staff Housing Loan, NSITF etc
- Open and maintain staff personal files and take custody of other staff records



- Maintain proper filing system based on subject matters
- Supervise all contract staff
- Allocate offices to staff
- Issue and coordinate the completion of Annual Performance Evaluation Report (APER) forms which must be submitted to the Headquarters through the Zonal Office
- Receive and disseminate information to staff and other stakeholders on all Council's activities
- Carry out sensitization and awareness programmes on activities of the Council
- Ensure effective implementation of SERVICOM
- Manage, maintain and protect the Council's property, plants and equipment
- Ensure that regular sanitation activities are carried out
- Ensure the processing of utility bills of the offices for payment by the Finance and Accounts Unit
- Keep custody of all revenue items received from the Zonal Office
- Issue revenue items to Sales Officers
- Ensure safe keeping of non-revenue items
- Maintain stock issuance and receipt register
- Ensure due process in relation to financial activities
- Keep proper record of all revenue items sent to the states from the Headquarters
- Uphold financial regulations in the conduct of state activities

1.5.23 OFFICE OF THE REGISTRAR

The Office of the Registrar is coordinated by the Registrar/ Chief Executive.

ACTIVITIES OF THE OFFICE OF THE REGISTRAR

- Certifying and preparing claims and payment schedules for security guards at the Headquarters, Zonal, State and F.C.T Offices
- Monitoring the activities of the contractor handling provision of security guards at the Headquarters and NECO offices nationwide
- Provision of security to protect lives and property at the NECO Headquarters as well as at the Zonal and State Offices
- Manning of the entrance gates
- Training and retraining of Security Staff
- Liaising with external security agencies on security issues
- Screening of visitors to the Council
- Planning weekly itinerary for approval by the Registrar / Chief Executive
- Planning and organizing official visits
- Facilitating the travel of staff members going to other countries on official business
- Providing Communication/Contact point between the foreign destination and the Council
- Handling coordination with travel agents
- Advising Staff members on formalities and courtesies that should be observed when associating with foreign/local visitors
- Conducting researches on the dos and don'ts of international etiquettes
- Providing advice on proper dining etiquettes
- Sending out invitation letters/cards on certain events
- Making arrangements to receive visitors/ guests to the Council



- Planning for parking arrangements, sitting positions and ensuring that security arrangements are made at events

Units under the Office of the Registrar

- Security
- Protocol



CHAPTER *Twa*

2.0 ACHIEVEMENTS OF THE COUNCIL IN 2023

This chapter is made up of two major parts. The first part focuses on achievements in examination-related activities, while the second part focuses on achievements in non-examination related activities.

2.1 ACHIEVEMENTS IN EXAMINATION-RELATED ACTIVITIES

During the year under review, the Council recorded remarkable achievements in these areas:

Test Item-Related Activities

Item development is one of the primary functions and hub of the Council's activities. Item development activities involve the process of generating, typesetting and proof reading of questions (i.e. multiple choice, practical and essay). Test items were edited and composed into sets by Subject Officers to ensure compliance with Table of Specification.

Against the various examinations for 2023, Trial Testing, NCEE, Gifted Exam, BECE, SSCE (I), SSCE (E) and Consultancy Services items were made available.

Instructions to practicals and guidelines for uniform assessment for BECE and SSCE (Internal) were also prepared. These instruments were distributed to various schools for appropriate use, through the State Offices.

2.1.1 SUCCESSFUL MARKING AND RELEASE OF 2022 SSCE (EXTERNAL) RESULTS

The conduct of the 2022 SSCE External held between 20th November to 20th December 2022. The marking exercise for the 2022 SSCE External held from the 20th January to 7th February, 2023. Other activities leading to the marking and release of the 2022 SSCE External results are tabled below.

TABLE 3 MAJOR ACTIVITIES AND DATES

S/N	Examinations	Preliminary Coordination	Main Marking	Grade Boundary Meeting	Award Committee Meeting	No. of Venues
1	2022 SSCE (Ext)	5 th – 8 th Jan. 2023	20 th Jan – 7 th Feb. 2023	16 th February, 2023	22 nd Feb. 2023	6



TABLE 4 2022 SSCE (EXTERNAL) SUMMARY OF EXAMINERS PER VENUE

S/N	NAME OF VENUE	VENUE CODE	CE	EG I	EG II	EG III	TOTAL
1.	GCDSS Bauchi	0501	0	10	30	190	230
2.	AGGS Asaba	0901	2	8	50	264	324
3.	DSS Enugu	1101	5	12	27	205	249
4.	GSS Dala, Kano	1503	3	7	50	256	316
5.	GSS Minna	2101	10	15	65	330	405
6.	Loyola College, Ibadan	2502	12	18	73	323	426
			32	70	295	1,568	1,950

2.1.1 STATISTICS OF 2022 SSCE (EXTERNAL) RESULTS

After the release of the results by the Council, the Statistics Unit of the Psychometrics Department collated data obtained from the ICT Department, organized and then transformed them into an easy form for better understanding to Stakeholders.

The analysis of the 2022 SSCE (External) results are presented in the following headings:

- ❖ Analysis of Candidates Performance at National and State Levels using 5 Credits and above Including Mathematics and English Language
- ❖ Analysis of Candidates Performance at National and State Levels using 5 Credits and above Irrespective of Mathematics and English Language
- ❖ Analysis of Candidates Performance by Subject
- ❖ Analysis of Malpractice Cases by State
- ❖ Analysis of Malpractice Cases by Type
- ❖ Analysis of Malpractice Cases by Subject

Table 5: Candidates Performance at National and State levels using 5 Credits and above Including Mathematics and English Language in 2022 SSCE (External)

Statistics of Candidates' performance with 5 Credits and above including Mathematics and English Language at the National and State Level is presented in Table 5.

Table 5: Candidates' Performance (5 Credits and above including Mathematics and English Language) at National and States Level in 2022 SSCE (External)



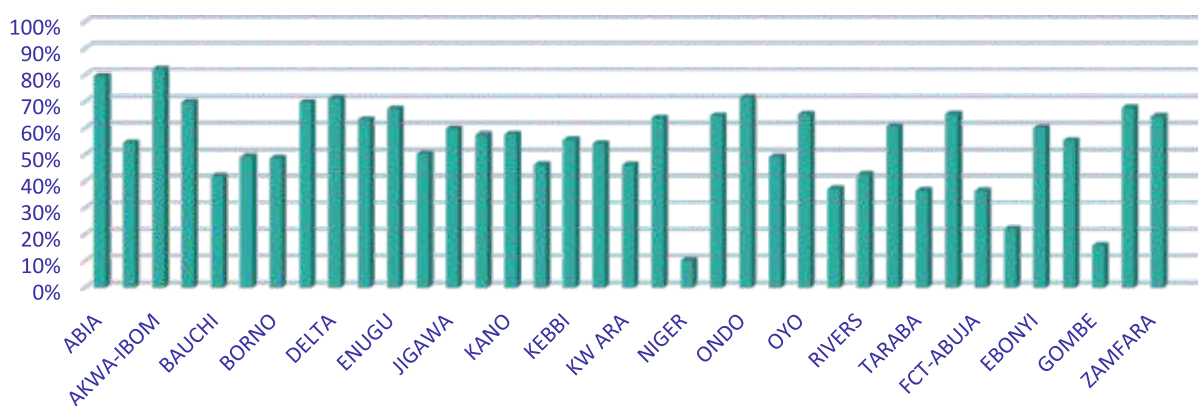
State Code	State	No. of Candidates Registered	No. of Candidates Sat	No. of Candidates with 5 Credits and Above including Mathematics and English Language	Percentage
001	ABIA	631	628	499	79.46 %
002	ADAMAWA	1,014	1,008	548	54.37 %
003	AKWA-IBOM	1,076	1,057	869	82.21 %
004	ANAMBRA	513	483	337	69.77 %
005	BAUCHI	641	636	267	41.98 %
006	BENUUE	1,733	1,650	811	49.15 %
007	BORNO	310	307	149	48.53 %
008	CROSS-RIVER	665	656	457	69.66 %
009	DELTA	1,876	1,828	1,302	71.23 %
010	EDO	727	716	452	63.13 %
011	ENUGU	838	816	548	67.16 %
012	IMO	202	191	96	50.26 %
013	JIGAWA	1,357	1,350	807	59.78 %
014	KADUNA	1,726	1,714	981	57.23 %
015	KANO	2,780	2,752	1,585	57.59 %
016	KATSINA	113	104	48	46.15 %
017	KEBBI	1,122	1,040	578	55.58 %
018	KOGI	1,504	1,429	773	54.09 %
019	KWARA	2,774	2,731	1,257	46.03 %
020	LAGOS	4,071	3,952	2,519	63.74 %
021	NIGER	2,561	2,474	254	10.27 %
022	OGUN	8,516	8,446	5,456	64.60 %
023	ONDO	1,391	1,384	990	71.53 %
024	OSUN	3,071	3,052	1,497	49.05 %
025	OYO	11,122	11,068	7,214	65.18 %
026	PLATEAU	2,239	2,195	811	36.95 %
027	RIVERS	874	850	361	42.47 %
028	SOKOTO	130	122	74	60.66 %
029	TARABA	255	253	92	36.36 %
030	YOBE	691	690	450	65.22 %
031	FCT-ABUJA	778	748	271	36.23 %
032	BAYELSA	175	172	38	22.09 %
033	EBONYI	308	303	182	60.07 %
034	EKITI	653	645	356	55.19 %
035	GOMBE	265	249	39	15.66 %
036	NASARAWA	945	941	635	67.48 %
037	ZAMFARA	486	484	311	64.26 %
SUMMARY (NATIONAL)		60,133	59,124	33,914	57.36 %

Table 5 above shows that the highest number of candidates were registered in Oyo (11,122), followed by Ogun (8,516), Lagos (4,071), Osun (3,071) and Kano (2,780) states, while the states with the least number of candidates' registration are Taraba (225), Imo (202), Bayelsa (175), Sokoto (130) and Katsina (113).



In terms of performance, the table indicates that a total of 33,914 candidates representing 57.36% of the candidates at the National level obtained 5 credits and above including Mathematics and English Language. At State level, candidates from Akwa Ibom (82.21%), Abia (79.46%), Ondo (71.53%), Delta (71.23%) and Anambra (69.77%) states were top among the 36 states and FCT, while Taraba (36.36%), FCT-Abuja (36.23%), Bayelsa (22.09%), Gombe (15.66%) and Niger (10.27%) states had the lowest performance.

Fig 1: Bar chart on Level of Candidates' Performance (5 Credits and above including Mathematics and English Language) in 2022 SSCE (External) by States



2.1.1 Candidates Performance at National and State levels using 5 Credits and above Irrespective of Mathematics and English Language in 2022 SSCE(External)

The details of Candidates' Performance at National and State levels with 5 credits and above irrespective of Mathematics and English Language in the 2022 SSCE External is presented in Table 6.




Table 6: Level of Candidates' Performance (5 Credits and above irrespective of Mathematics and English Language) at National and State Level in 2022 SSCE (External)

State Code	State	No. Registered	Candidate Sat	5 Credits and Above Irrespective of English Language & Mathematics	Percentage
001	ABIA	631	628	602	95.86%
002	ADAMAWA	1,014	1,008	793	78.67%
003	AKWA - IBOM	1,076	1,057	994	94.04%
004	ANAMBRA	513	483	404	83.64%
005	BAUCHI	641	636	377	59.28%
006	BENUE	1,733	1,650	1,075	65.15%
007	BORNO	310	307	230	74.92%
008	CROSS-RIVER	665	656	545	83.08%
009	DELTA	1,876	1,828	1,461	79.92%
010	EDO	727	716	551	76.96%
011	ENUGU	838	816	695	85.17%
012	IMO	202	191	124	64.92%
013	JIGAWA	1,357	1,350	1,191	88.22%
014	KADUNA	1,726	1,714	1,258	73.40%
015	KANO	2,780	2,752	2,227	80.92%
016	KATSINA	113	104	91	87.50%
017	KEBBI	1,122	1,040	777	74.71%
018	KOGI	1,504	1,429	1,143	79.99%
019	KWARA	2,774	2,731	1,916	70.16%
020	LAGOS	4,071	3,952	3,282	83.05%
021	NIGER	2,561	2,474	409	16.53%
022	OGUN	8,516	8,446	7,721	91.42%
023	ONDO	1,391	1,384	1,196	86.42%
024	OSUN	3,071	3,052	2,392	78.37%
025	OYO	11,122	11,068	9,745	88.05%
026	PLATEAU	2,239	2,195	1,570	71.53%
027	RIVERS	874	850	597	70.24%
028	SOKOTO	130	122	101	82.79%
029	TARABA	255	253	147	58.10%
030	YOBE	691	690	610	88.41%
031	FCT – ABUJA	778	748	399	53.34%
032	BAYELSA	175	172	81	47.09%
033	EBONYI	308	303	257	84.82%
034	EKITI	653	645	529	82.02%
035	GOMBE	265	249	90	36.14%
036	NASARAWA	945	941	797	84.70%
037	ZAMFARA	486	484	448	92.56%
SUMMARY (NATIONAL)		60,133	59,124	46,825	79.20%



From Table 6, above, it can be seen that a total of 46,825 candidates representing 79.2% of the candidates that sat for the 2022 SSCE (External) at the National level obtained 5 credits and above irrespective of Mathematics and English Language.

At State level, candidates from Abia (95.86%), Akwa-Ibom (94.04%) and Zamfara (92.56%), states were top among the 36 states and FCT while Bayelsa (47.09%), Gombe (36.14%) and Niger (16.53%) states had the lowest performance.



2.1.4 Analysis of Performance of Candidates by Subject

The Table below presents the analysis of candidate's performance across the 29 subjects in the 2022 SSCE (External).

Table 7: Level of Candidates' Performance by Subject in 2022 SSCE (External)

Subjects	No. of Candidates Registered	No. of Candidates Sat	Distinction (A1, B2, B3)	Credit (C4, C5, C6)	Pass (D7, E8)	Fail (F9)	Absent	Cancelled
English Language	60,089	58,012	14,151 24.39 %	30,011 51.73 %	10,013 17.26 %	2,181 3.76 %	2,077 3.46%	1,656 2.85%
Mathematics	60,090	57,700	11,880 20.59 %	31,216 54.10 %	10,553 18.29 %	2,208 3.83 %	2,390 3.98%	1,843 3.19%
Civic Education	54,971	48,807	10,946 22.43 %	26,158 53.59 %	8,561 17.54 %	1,897 3.89 %	6,164 11.21%	1,245 2.55%
Biology	42,278	40,540	9,215 22.73 %	21,024 51.86 %	7,698 18.99 %	1,423 3.51 %	1,738 4.11%	1,180 2.91%
Chemistry	31,838	30,866	7,378 23.90 %	16,241 52.62 %	5,259 17.04 %	1,127 3.65 %	972 3.05%	861 2.79%
Physics	31,865	30,925	6,996 22.62 %	16,305 52.72 %	5,283 17.08 %	1,104 3.57 %	940 2.95%	1,237 4.00%
Further Mathematics	2,873	2,540	625 24.61 %	1,376 54.17 %	435 17.13 %	94 3.70 %	333 11.59%	10 0.39%
Health Education	1,043	811	183 22.56 %	441 54.38 %	154 18.99 %	28 3.45 %	232 22.24%	5 0.62%
Agricultural Science	30,550	28,504	6,180 21.68 %	15,379 53.95 %	5,536 19.42 %	901 3.16 %	2,046 6.70%	508 1.78%



Subjects	No. of Candidates Registered	No. of Candidates Sat	Distinction (A ₁ , B ₂ , B ₃)	Credit (C ₄ , C ₅ , C ₆)	Pass (D ₇ , E ₈)	Fail (F ₉)	Absent	Cancelled
Physical Education	288	219	52 23.74 %	116 52.97 %	40 18.26 %	9 4.11 %	69 23.96%	2 0.91%
Technical Drawing	589	483	109 22.57 %	257 53.21 %	96 19.88 %	20 4.14 %	106 18.00%	1 0.21%
Christian Religious Studies	15,468	13,623	3,283 24.10 %	7,054 51.78 %	2,702 19.83 %	508 3.73 %	1,845 11.93%	76 0.56%
Islamic Studies	14,305	12,746	2,779 21.80 %	6,928 54.35 %	2,390 18.75 %	494 3.88 %	1,559 10.90%	155 1.22%
History	890	676	163 24.11 %	349 51.63 %	125 18.49 %	30 4.44 %	214 24.04%	9 1.33%
Geography	20,643	18,194	4,312 23.70 %	8,950 49.19 %	3,131 17.21 %	549 3.02 %	2,449 11.86%	1,252 6.88%
Government	28,510	26,905	5,961 22.16 %	14,215 52.83 %	4,888 18.17 %	1,067 3.97 %	1,605 5.63%	774 2.88%
Economics	48,142	45,074	9,037 20.05 %	24,871 55.18 %	8,163 18.11 %	1,670 3.71 %	3,068 6.37%	1,333 2.96%
Literature in English	18,134	17,281	3,726 21.56 %	9,622 55.68 %	3,074 17.79 %	612 3.54 %	853 4.70%	247 1.43%
French	318	281	61 21.71 %	152 54.09 %	56 19.93 %	11 3.91 %	37 11.64%	1 0.36%
Arabic	401	346	82 23.70 %	185 53.47 %	63 18.21 %	13 3.76 %	55 13.72%	3 0.87%
Hausa	4,392	3,755	855 22.77 %	2,032 54.11 %	710 18.91 %	137 3.65 %	637 14.50%	21 0.56%
Igbo	1,392	1,136	262 23.06 %	607 53.43 %	215 18.93 %	46 4.05 %	256 18.39%	6 0.53%
Yoruba	16,400	14,660	3,162 21.57 %	8,028 54.76 %	2,849 19.43 %	532 3.63 %	1,740 10.61%	89 0.61%
Financial Accounting	7,866	7,167	1,748 24.39 %	3,643 50.83 %	1,417 19.77 %	271 3.78 %	699 8.89%	88 1.23%
Commerce	12,548	11,247	2,396 21.30 %	6,118 54.40 %	2,157 19.18 %	433 3.85 %	1,301 10.37%	143 1.27%
Stenography	5,448	4,500	1,023 22.73 %	2,429 53.98 %	874 19.42 %	152 3.38 %	948 17.40%	22 0.49%
Store Keeping	125	73	17 23.29 %	39 53.42 %	14 19.18 %	2 2.74 %	52 41.60%	1 1.37%
Marketing	20,703	16,366	3,419 20.89 %	8,979 54.86 %	2,838 17.34 %	653 3.99 %	4,337 20.95%	477 2.91%
Salesmanship	31	18	4 22.22 %	10 55.56 %	3 16.67 %	1 5.56 %	13 41.94%	0 0.00%

Table 7 above shows the level of candidates' performance by subjects and it is expressed in terms of Distinction (A₁-B₃), Credit (C₄-C₆), Pass (D₇, E₈) and Fail (F₉). The candidates' performance by subject shows that out of 58,012 candidates that sat for English Language, 14,151 representing (24.39%) obtained Distinction, 30,011 representing (51.73%) obtained Credit, while 10,013 representing (17.26%) obtained Pass and 2,181 representing (3.76%) failed.

In Mathematics, 57,700 candidates sat for the subject out of which 11,880 (20.59%) had



Distinction, 31,216 (54.10%) had Credit and 10,553 (18.29%) had Pass, while 2,208 (3.83%) failed. In addition, out of 48,807 candidates that sat for Civic Education, 10,946 (22.43%) had Distinction, 26,158 (53.59%) had Credit and 8,561 (17.54%) had Pass, while 1,897 (3.89%) failed.

In Biology, out of 40,540 candidates that sat for the examination, 9,215 (22.73%), 21,024 (51.86%), 7,698 (18.99%) and 1,423 (3.51%) obtained Distinction, Credit, Pass and fail respectively. Similarly, out of 483 candidates that sat for Technical Drawing, 109 (22.57%) passed at Distinction, 257 (53.21%) at Credit, 96 (19.88%) at Pass and 20 (4.14%) failed, while in Economics, 45,074 candidates sat for the examination, out of which 9,037 (20.05%) passed at Distinction, 24,871 (55.18%) at Credit 8,163 (18.11%) at Pass and 1,670 (3.71%) failed.

Also, in Commerce, 11,247 candidates sat for the examination, out of which 2,396 (21.30%) passed at Distinction, 6,118 (54.40%) at Credit, 2,157 (19.18%) at Pass level and 433 (3.85%) failed. In Marketing, 16,366 candidates sat for the examination out of which 3,419 (20.89%), 8,979 (54.86%), 2,838 (17.34%), and 653 (3.99%) had Distinction, Credit, Pass and fail respectively.

2.1.5 Analysis of Examination Malpractice Cases in 2022 SSCE (External)

A total of 4,454 cases were recorded as Examination Malpractice. They were majorly Cases of Bringing in Foreign Materials (BFM), Bringing in Electronic Gadgets and the use thereof (BEC/UEC) and Impersonation (IMP).

2.2 Conduct and Release of 2023 National Common Entrance Examination (NCEE)

The conduct of National Common Entrance Examination (NCEE) for admission into Federal Unity Colleges is one of the core mandates of the Council. The 2023 NCEE was successfully conducted on 3rd June, 2023 across the 36 States of the Federation, Federal Capital Territory (FCT), and Benin Republic. A total of 72,865 candidates registered, while the number of candidates that sat for the examination is 69,829 representing 32,572 males and 37,257 females.

To ensure a hitch free examination, Four Hundred and Fifty-One (451) senior staff of the Council were used as Supervisors alongside One Thousand, Three Hundred and Ninety-Seven (1,397) Invigilators (Ad hoc) were engaged across the Four Hundred and Fifty-One (451) Centres all over the country and Benin Republic.

The examination was monitored by Management Staff and Officials from States and Federal Ministries of Education. The results were released by the Federal Ministry of Education to the Public on Wednesday, 12th July, 2023.

2.2.1 Analysis of Candidates' Performance in 2023 National Common Entrance Examination (NCEE)

The analysis of Candidates' performance in the 2023 NCEE is presented under the following headings:



Table 7 above shows the level of candidates' performance by subjects and it is expressed in terms of Distinction (A₁-B₃), Credit (C₄-C₆), Pass (D₇, E₈) and Fail (F₉). The candidates' performance by subject shows that out of 58,012 candidates that sat for English Language, 14,151 representing (24.39%) obtained Distinction, 30,011 representing (51.73%) obtained Credit, while 10,013 representing (17.26%) obtained Pass and 2,181 representing (3.76%) failed.

In Mathematics, 57,700 candidates sat for the subject out of which 11,880 (20.59%) had Distinction, 31,216 (54.10%) had Credit and 10,553 (18.29%) had Pass, while 2,208 (3.83%) failed. In addition, out of 48,807 candidates that sat for Civic Education, 10,946 (22.43%)

State	Number of Candidates		Range of Scores				
	Registered	Sat	00 – 50	51 - 100	101 - 150	151 - 200	201 - 210
ABIA	1,993	1,921	77 4.01 %	540 28.11%	1,016 52.89%	288 14.99%	0 0.00%
ADAMAWA	184	164	82 50.00%	66 40.24%	14 8.54 %	2 1.22 %	0 0.00%
AKWA-IBOM	2,003	1,928	116 6.02 %	800 41.49%	822 42.63%	190 9.85 %	0 0.00%
ANAMBRA	5,577	5,358	146 2.72 %	1,301 24.28%	2,662 49.68%	1,249 23.31%	0 0.00%
BAUCHI	273	256	106 41.41%	122 47.66%	26 10.16%	2 0.78 %	0 0.00%
BENUE	905	876	149 17.01%	464 52.97%	243 27.74%	20 2.28%	0 0.00%
BORNO	117	117	42 35.90%	65 55.56%	9 7.69 %	1 0.85 %	0 0.00%
CROSS-RIVER	914	888	96 10.81%	367 41.33%	280 31.53%	145 16.33%	0 0.00%
DELTA	2,266	2,166	37 1.71 %	440 20.31%	1,116 51.52%	536 24.75%	0 0.00%
EDO	860	815	30 3.68%	306 37.55%	412 50.55%	67 8.22%	0 0.00%
ENUGU	3,299	3,188	141 4.42 %	1,073 33.66%	1,593 49.97%	381 11.95%	0 0.00%
IMO	4,228	4,078	185 4.54 %	1,072 26.29%	1,747 42.84%	1,074 26.34%	0 0.00%
JIGAWA	289	264	114 43.18%	108 40.91%	40 15.15%	2 0.76%	0 0.00%
KADUNA	619	579	82 14.16%	296 51.12%	182 31.43%	19 3.28%	0 0.00%
KANO	574	549	134 24.41%	326 59.38%	82 14.94%	7 1.28%	0 0.00%
KATSINA	253	244	80 32.79%	128 52.46%	33 13.52%	3 1.23%	0 0.00%
KEBBI	164	160	21 13.13%	78 48.75%	58 36.25%	3 1.88 %	0 0.00%
KOGI	344	322	56 17.39%	142 44.10%	99 30.75%	25 7.76 %	0 0.00%
KWARA	1,299	1,235	94 7.61%	549 44.45%	507 41.05%	85 6.88%	0 0.00%
LAGOS	18,644	17,756	303 1.71%	3,082	8,518	5,695	158



State	Number of Candidates		Range of Scores				
	Registered	Sat	00 – 50	51-100	101-150	151-200	201-210
NIGER	1,694	1,659	389 23.45%	863 52.02%	379 22.85%	28 1.69 %	0 0.00%
OGUN	2,240	2,161	83 3.84 %	750 34.71%	1,128 52.20%	200 9.25 %	0 0.00%
ONDO	1,432	1,399	54 3.86 %	450 32.17%	707 50.54%	188 13.44%	0 0.00%
OSUN	844	804	52 6.47%	423 52.61%	299 37.19%	30 3.73 %	0 0.00%
OYO	1,199	1,135	63 5.55%	432 38.06%	560 49.34%	80 7.05 %	0 0.00%
PLATEAU	989	938	95 10.13%	441 47.01%	314 33.48%	88 9.38%	0 0.00%
RIVERS	3,832	3,684	229 6.22%	1,224 33.22%	1,745 47.37%	486 13.19%	0 0.00%
SOKOTO	270	263	77 29.28%	119 45.25%	62 23.57%	5 1.90%	0 0.00%
TARABA	102	97	36 37.11%	45 46.39%	14 14.43%	2 2.06%	0 0.00%
YOBE	392	348	46 13.22%	83 23.85%	161 46.26%	58 16.67%	0 0.00%
FCT-ABUJA	9,918	9,548	770 8.06 %	3,776 39.55%	4,101 42.95%	901 9.44%	0 0.00%
BAYELSA	187	180	13 7.22%	98 54.44%	60 33.33%	9 5.00%	0 0.00%
EBONYI	1,341	1,303	128 9.82%	529 40.60%	524 40.21%	122 9.36%	0 0.00%
EKITI	770	746	62 8.31 %	322 43.16%	324 43.43%	38 5.09%	0 0.00%
GOMBE	236	233	28 12.02%	117 50.21%	79 33.91%	9 3.86%	0 0.00%
NASARAWA	402	377	54 14.32%	213 56.50%	95 25.20%	15 3.98%	0 0.00%
ZAMFARA	2,091	1,970	124 6.29 %	494 25.08%	1,199 60.86%	153 7.77%	0 0.00%
BENIN REPUBLIC	121	120	4 3.33 %	66 55.00%	48 40.00%	2 1.67%	0 0.00%
TOGO	0	0	0 0.00%	0 0.00%	0 0.00%	0 0.00%	0 0.00%
SUMMARY	72,865	69,829	4,398 6.30%	21,770 31.18%	31,258 44.76%	12,208 17.48%	195 0.28%

Table 8 shows an analysis of candidates' registration as well as their performance levels in the 36 States and FCT-Abuja, Benin Republic and Togo. The score range are categorized into (0-50), (51-100), (101-150), (151-200) and (201-210). The highlights from the Table indicates that a high number of registered candidates came from Lagos State (18,644), FCT-Abuja (9,918), Anambra State (5,577) and Imo State (4,228).

Low number of registered candidates came from Taraba (102), Borno (117) and Kebbi (164) States in Nigeria, while Benin republic (121) and Togo registered (00) candidate(s)



At the National and International levels, 0.28% of the total candidates that sat scored 201-210, 17.48% scored within the range of 151-200; 44.76% scored within the range of 101-150, while 31.18% scored within the range of 51-100 and 6.30% scored in the range (0-50).

The overall performance at the National level shows that very few candidates, 17.48% performed well in the NCEE scoring between 151 and above, while 44.76% of them were on average performance with scores ranging between 101 and 150.

At the State level, Lagos (32.07%), Imo (26.34%), Delta (24.75%) and Anambra (23.31%) States had more candidates performing within the Score Range of 151-200, while at the international level, Benin Republic had 1.67% candidates performing within the Score Range of 151-200.

Above all, only Delta (1.71%) and Lagos (0.89%) States had candidates that scored within the range of 201-210.

Table 8(ii): Analysis of Candidates' Performance by States and Gender in 2023 NCEE

State	Candidates		Male Range of Scores						Female Range of Scores					
	Registered	Total Sat	0-50	51-100	101-150	151-200	201-210	Total Sat	0-50	51-100	101-150	151-200	201-210	Total Sat
Abia	1,993	1,921	43 2.23%	258 13.43%	448 23.32%	112 5.83%	0 0.00%	861	34 1.76%	282 14.67%	568 29.56%	176 5.83%	0 0.00%	1060
Adamawa	184	164	38 23.17%	26 15.85%	4 2.43%	1 0.60%	0 0.00%	69	44 26.82%	40 24.39%	10 6.09%	1 0.60%	0 0.00%	95
Akwa-Ibom	2,003	1,928	55 2.85%	294 15.24%	252 13.07%	70 3.63%	0 0.00%	671	61 3.16%	506 26.24%	570 29.56%	120 3.63%	0 0.00%	1257
Anambra	5,577	5,358	102 1.90%	592 11.04%	1,099 20.51%	534 9.96%	0 0.00%	2327	44 0.82%	709 13.23%	1,563 29.17%	715 9.96%	0 0.00%	3031
Bauchi	273	256	54 21.09%	60 23.43%	12 4.68%	0 0.00%	0 0.00%	126	52 20.31%	62 24.21%	14 5.46%	2 0.00%	0 0.00%	130
Benue	905	876	65 7.42%	176 20.09%	95 10.84%	11 1.25%	0 0.00%	347	84 9.58%	288 32.87%	148 16.89%	9 1.25%	0 0.00%	529
Borno	117	117	28 23.93%	34 29.05%	6 5.12%	1 0.85%	0 0.00%	69	14 11.96%	31 26.49%	3 2.56%	0 0.85%	0 0.00%	48
Cross-River	914	888	31 3.49%	94 10.58%	78 8.78%	56 6.30%	0 0.00%	259	65 7.31%	273 30.74%	202 22.74%	89 6.30%	0 0.00%	629
Delta	2,266	2,166	13 0.60%	202 9.32%	523 24.14%	265 12.23%	18 0.83%	1021	24 1.10%	238 10.98%	593 27.37%	271 12.23%	19 0.87%	1145
Edo	860	815	12 1.47%	90 11.04%	151 18.52%	22 2.69%	0 0.00%	275	18 2.20%	216 26.50%	261 32.02%	45 2.69%	0 0.00%	540
Enugu	3,299	3,188	65 2.03%	455 14.27%	688 21.58%	185 5.80%	0 0.00%	1393	76 2.38%	618 19.38%	905 28.38%	196 5.80%	0 0.00%	1795
Imo	4,228	4,078	75 1.83%	369 9.04%	632 15.49%	361 8.85%	0 0.00%	1437	110 2.69%	703 17.23%	1,115 27.34%	713 8.85%	0 0.00%	2641
Jigawa	289	264	80 30.30%	69 26.13%	17 6.43%	2 0.75%	0 0.00%	168	34 12.87%	39 14.77%	23 8.71%	0 0.75%	0 0.00%	96



Kaduna	619	579	43 7.42%	152 26.25%	85 14.68%	11 1.89%	0 0.00%	291	39 6.73%	144 24.87%	97 16.75%	8 1.89%	0 0.00%	288
Kano	574	549	80 14.57%	159 28.96%	35 6.37%	5 0.91%	0 0.00%	279	54 9.83%	167 30.41%	47 8.56%	2 0.91%	0 0.00%	270
Katsina	253	244	31 12.70%	64 26.22%	17 6.96%	2 0.81%	0 0.00%	114	49 20.08%	64 26.22%	16 6.55%	1 0.81%	0 0.00%	130
Kebbi	164	160	9 5.62%	37 23.12%	25 15.62%	0 0.00%	0 0.00%	71	12 7.50%	41 25.62%	33 20.62%	3 0.00%	0 0.00%	89
Kogi	344	322	27 8.38%	64 19.87%	46 14.28%	13 4.03%	0 0.00%	150	29 9.00%	78 24.22%	53 16.45%	12 4.03%	0 0.00%	172
Kwara	1,299	1,235	56 4.53%	271 21.94%	239 19.35%	41 3.31%	0 0.00%	607	38 3.07%	278 22.51%	268 21.70%	44 3.31%	0 0.00%	628
Lagos	18,644	17,756	185 1.04%	1,664 9.37%	4,180 23.54%	2,729 15.36%	70 0.39%	8828	118 0.66%	1,418 7.98%	4,338 24.43%	2,966 15.36%	88 0.49%	8928
Niger	1,694	1,659	198 11.93%	432 26.03%	171 10.30%	14 0.84%	0 0.00%	815	191 11.51%	431 25.97%	208 12.53%	14 0.84%	0 0.00%	844
Ogun	2,240	2,161	50 2.31%	352 16.28%	503 23.27%	96 4.44%	0 0.00%	1001	33 1.52%	398 18.41%	625 28.92%	104 4.44%	0 0.00%	1160
Ondo	1,432	1,399	32 2.28%	189 13.50%	252 18.01%	78 5.57%	0 0.00%	551	22 1.57%	261 18.65%	455 32.52%	110 5.57%	0 0.00%	848
Osun	844	804	33 4.10%	186 23.13%	150 18.65%	9 1.11%	0 0.00%	378	19 2.36%	237 29.47%	149 18.53%	21 1.11%	0 0.00%	426
Oyo	1,199	1,135	31 2.73%	210 18.50%	247 21.76%	36 3.17%	0 0.00%	524	32 2.81%	222 19.55%	313 27.57%	44 3.17%	0 0.00%	611
Plateau	989	938	50 5.33%	203 21.64%	137 14.60%	46 4.90%	0 0.00%	436	45 4.79%	238 25.37%	177 18.86%	42 4.90%	0 0.00%	502
Rivers	3,832	3,684	128 3.47%	617 16.74%	794 21.55%	209 5.67%	0 0.00%	1748	101 2.74%	607 16.47%	951 25.81%	277 5.67%	0 0.00%	1936
Sokoto	270	263	43 16.34%	59 22.43%	20 7.60%	3 1.14%	0 0.00%	125	34 12.92%	60 22.81%	42 15.96%	2 1.14%	0 0.00%	138
Taraba	102	97	11 11.34%	12 12.37%	4 4.12%	1 1.03%	0 0.00%	28	25 25.77%	33 34.02%	10 10.30%	1 1.03%	0 0.00%	69
Yobe	392	348	30 8.62%	58 16.66%	99 28.44%	30 8.62%	0 0.00%	217	16 4.59%	25 7.18%	62 17.8%	28 8.62%	0 0.00%	131
FCT-Abuja	9,918	9,548	432 4.52%	1,937 20.28%	1,996 20.90%	447 4.68%	0 0.00%	4812	338 3.54%	1,839 19.26%	2,105 22.04%	454 4.68%	0 0.00%	4736
Bayelsa	187	180	6 3.33%	56 31.11%	37 20.55%	2 1.11%	0 0.00%	101	7 3.88%	42 23.33%	23 12.77%	7 1.11%	0 0.00%	79
Ebonyi	1,341	1,303	79 6.06%	279 21.41%	262 20.10%	65 4.98%	0 0.00%	685	49 3.76%	250 19.18%	262 20.10%	57 4.98%	0 0.00%	618
Ekiti	770	746	30 4.02%	139 18.63%	144 19.30%	22 2.94%	0 0.00%	335	32 4.28%	183 24.53%	180 24.12%	16 2.94%	0 0.00%	411
Gombe	236	233	17 7.29%	58 24.89%	36 15.45%	4 1.71%	0 0.00%	115	11 4.72%	59 25.32%	43 18.45%	5 1.71%	0 0.00%	118



Nasarawa	402	377	23 6.10%	113 29.97%	44 11.67%	7 1.85%	0 0.00%	187	31 8.22%	100 26.52%	51 13.52%	8 1.85%	0 0.00%	190	
Zamfara	2,091	1,970	72 3.65%	274 13.90%	655 33.24%	79 4.01%	0 0.00%	1080	52 2.63%	220 11.16%	544 27.61%	74 4.01%	0 0.00%	890	
Benin Republic	121	120	4 3.33%	39 32.50%	26 21.66%	2 1.66%	0 0.00%	71	0 0.00%	27 22.50%	22 18.33%	0 1.66%	0 0.00%	49	
Togo	00	00	00 0.0%	00 0.0%	00 0.0%	00 0.0%	00 0.0%	00	00 0.0%	00 0.0%	00 0.0%	00 0.0%	00 0.0%	00	
Total	72,865	69,829	2,361 3.38%	10,343 14.81%	14,209 20.34%	5,571 7.97%	88 0.12%	32572	2,037 2.91%	11,427 16.36%	17,049 24.41%	6,637 9.50%	107 0.15%	37257	
								32,572 (46.65%)							37,257 (53.35%)

Analysis in Table 8(ii) shows that at the National level including Benin Republic and Togo, a total of 32,572(46.65%) male candidates and 37,257 (53.35%) female candidates sat for the examination. This indicates that female candidates outnumbered male candidates that sat for the examination. The analysis of the performance further reveals that female candidates scored more within the score range of 101-150 (24.41%) and 151-200 (9.50%) than their male counterparts in the same score range of 101-150 (20.34%) and 151-200 (7.97%) respectively.

2.2.2 Number of Candidates with the Highest Score by State of Origin by Gender.

In the 2023 National Common Entrance Examination (NCEE), the highest score obtained was 203 out of the maximum obtainable score of 210.

Table 9: Candidates with the Highest Score of 199 and above by State of Origin by Gender

S/No	State of Origin	No. of Candidates	Score By Gender							
			MALE				FEMALE			
			203	202	201	200	203	202	201	200
1	Abia	15	3	2	1	3	2	2	2	0
2	Akwa-Ibom	5	0	0	0	0	1	3	1	0
3	Anambra	53	6	9	5	3	9	10	5	6
4	Bauchi	2	0	0	0	1	0	0	1	0
5	Bayelsa	1	0	0	0	0	0	0	0	1
6	Delta	33	9	4	4	0	5	4	6	1
7	Ebonyi	6	0	3	1	1	0	0	1	0
8	Edo	8	0	1	1	0	1	3	2	0
9	Enugu	17	1	1	4	2	5	0	2	2
10	Gombe	3	0	0	0	2	0	0	0	1



11	Imo	38	8	6	2	3	7	3	2	7
12	Jigawa	2	0	0	0	1	0	0	0	1
13	Kaduna	1	0	0	0	1	0	0	0	0
14	Kebbi	1	0	0	0	1	0	0	0	0
15	Kogi	4	2	1	0	1	0	0	0	0
16	Kwara	11	0	0	1	3	2	0	1	4
17	Lagos	15	1	0	0	1	3	2	4	4
18	Niger	1	1	0	0	0	0	0	0	0
19	Ogun	13	2	1	0	2	2	2	2	2
20	Ondo	5	1	0	0	2	0	1	0	1
21	Osun	2	0	1	0	0	0	0	0	1
22	Oyo	9	1	1	0	0	1	0	4	2
23	Rivers	5	0	0	0	0	3	0	1	1
24	Plateau	1	0	0	0	1	0	0	0	0
25	Sokoto	3	0	0	0	2	0	0	0	1
26	Ekiti	5	0	1	1	1	0	1	1	0
27	Nasarawa	1	0	1	0	0	0	0	0	0
28	Zamfara	1	0	1	0	0	0	0	0	0
Summary		261	35	33	20	31	41	31	35	35

Table 9 indicates that 261 candidates from 28 states had the highest scores of 200 & above. Anambra state topped the list with 53 candidates followed by Imo State with 38 candidates and Delta State with 33 candidates.

2.3 CONDUCT AND RELEASE OF 2023 GIFTED AND TALENTED EXAMINATION

Gifted Examination for admission into Federal Government Academy, Suleja is an examination designed to identify exceptionally talented children at Primary School level and bring them together in the same learning environment at the secondary level. Only final year pupils of primary schools who shall not be more than Eleven (11) years by December of the admission year are eligible.

The 2023 Gifted Examination was conducted on Saturday, 10th June, 2023 across the 36 States of the Federation, and Federal Capital Territory (FCT). A total of 3,195 candidates registered for the examination.

FCT has the highest enrolment figure of 566 candidates, followed by Niger State with 470 candidates, while Taraba State has the lowest enrolment of 05 candidates.

The number of candidates that sat for the examination is 2,772, representing 1,443 Males and 1,329 Females.

A total of 41 Federal Government Colleges across the Federation and Federal Government Academy, Suleja served as the Examination Centres.



To ensure a smooth conduct, the State Coordinators in each State served as Supervisors alongside 55 Invigilators in all the 42 centres.

The examination was successfully monitored by the Registrar/Chief Executive and Members of Management of the Council.

STATISTICS OF 2023 GIFTED AND TALENTED EXAMINATION (GTE)

The analyses of 2023 Gifted and Talented Examination are presented as follows:

- Analysis of Candidates' Performance at States and National levels
- Analysis of Candidates' Performance by States by Gender
- Overall Best Performing Candidates Nationwide in 2023 GTE

2.3.1 Analysis of Candidates' Performance at States and National levels in 2023 GTE

The details of Candidates' performance at State and National levels are presented as follows:

Table 10: Level of Candidates' Performance in 2023 GTE at States and National levels

State	Number of Candidates		Range of Scores			
	Registered	Sat	00 - 50	51 - 100	101 - 150	151 - 200
Abia	30	27	4 14.8%	8 29.6%	10 37.04%	5 18.52%
Adamawa	60	56	32 57.1%	21 37.5%	3 5.36 %	0 0.0%
Akwa-Ibom	29	22	1 4.55%	6 27.27%	13 59.09%	2 9.09 %
Anambra	249	22 2	6 2.70%	38 17.12%	101 45.50%	77 34.68%
Bauchi	35	32	8 25.00%	20 62.50%	3 9.38 %	1 3.13 %
Benue	66	59	6 10.17%	19 32.20%	30 50.85%	4 6.78 %
Borno	23	21	7 33.33%	11 52.38%	3 14.29%	0 0.00 %
Cross-River	38	36	1 2.78 %	15 41.67%	16 44.44%	4 11.11%
Delta	22	21	0 0.00 %	6 28.57%	8 38.10%	7 33.33%
Edo	23	21	2 9.52 %	9 42.86%	8 38.10%	2 9.52 %
Enugu	62	47	7 14.89%	26 55.32%	10 21.28%	4 8.51 %
Imo	64	56	1 1.79 %	17 30.36%	19 33.93%	19 33.93%



Jigawa	59	42	24 57.14%	18 42.86%	0 0.00 %	0 0.00 %
Kaduna	76	65	11 16.92%	36 55.38%	15 23.08%	3 4.62 %
Kano	21	17	2 11.76%	10 58.82%	5 29.41%	0 0.00 %
Katsina	16	14	9 64.29%	5 35.71%	0 0.00 %	0 0.00 %
Kebbi	18	16	12 75.00%	4 25.00%	0 0.00 %	0 0.00 %
Kogi	57	51	3 5.88 %	18 35.29%	27 52.94%	3 5.88 %
Kwara	78	73	2 2.74 %	31 42.47%	35 47.95%	5 6.85 %
Lagos	105	83	4 4.82 %	25 30.12%	40 48.19%	14 16.87%
Niger	470	417	118 28.30%	232 55.64%	66 15.83%	1 0.24 %
Ogun	19	12	0 0.00 %	4 33.33%	6 50.00%	2 16.67%
Ondo	94	91	5 5.49 %	34 37.36%	40 43.96%	12 13.19%
Osun	20	14	1 7.14 %	5 35.71%	8 57.14%	0 0.00 %
Oyo	44	35	2 5.71 %	13 37.14%	19 54.29%	1 2.86 %
Plateau	196	175	12 6.86 %	71 40.57%	73 41.71%	19 10.86%
Rivers	112	102	20 19.61%	54 52.94%	26 25.49%	2 1.96 %
Sokoto	6	6	0 0.00 %	5 83.33%	1 16.67%	0 0.00 %
Taraba	5	4	2 50.00%	2 50.00%	0 0.00 %	0 0.00 %
Yobe	29	26	17 65.38%	9 34.62%	0 0.00 %	0 0.00 %
FCT-Abuja	566	479	46 9.60 %	239 49.90%	176 36.74%	18 3.76 %
Bayelsa	21	19	7 36.84%	9 47.37%	3 15.79%	0 0.00 %
Ebonyi	131	116	13 11.21%	56 48.28%	42 36.21%	5 4.31 %
Ekiti	36	36	1 2.78 %	7 19.44%	24 66.67%	4 11.11%



Gombe	15	13	8 61.54%	4 30.77%	1 7.69 %	0 0.00 %
Nasarawa	207	182	41 22.53%	89 48.90%	48 26.37%	4 2.20 %
Zamfara	93	64	0 0.00 %	11 17.19%	53 82.81%	0 0.00 %
Summary	3,195	2,772	435 15.69%	1,187 42.82%	932 33.62%	218 7.86 %

Table 10 shows an analysis of candidates' registration as well as their performance levels in the 36 States and FCT-Abuja. The score ranges are classified into (0-50), (51-100), (101-150) and (151-200).

States with high registration of candidates are FCT-Abuja (566), Niger (470), Anambra (249) and Nasarawa (207). States with low registered candidates are Taraba (05), Sokoto (06), Gombe (15) and Katsina (16). At the National level, 7.86% of the total candidates that sat scored 151-200; 33.62% had scores within the range of 101-150; 42.82% had scores within the range of 51-100 and 15.69% had scores in the range (0-50). The best performing states in the 2023 GTE in terms of candidates with scores greater than 150 are Anambra (34.68%), Imo (33.93%), Delta (33.33%), Abia (18.52%) and Lagos (16.87%).

2.3.2 Analysis of Candidates' Performance by States by Gender in 2023 GTE

The details of Candidates' performance at states by gender in 2023 GTE are presented as follows:

Table 11: Level of Candidates' Performance in 2023 GTE by States by Gender

State	Number of candidates		Male					Female				
	Registered	Total Sat	0-50	51-100	101-150	151-200	Total Sat	0-50	51-100	101-150	151-200	Total Sat
Abia	30	27	2 7.40 %	6 22.22%	3 11.11%	3 11.11%	14	2 7.40 %	2 7.40 %	7 25.92 %	2 11.11%	13
Adamawa	60	56	15 26.78%	12 21.42%	0 0.00 %	0 0.00 %	27	17 30.35 %	9 16.07%	3 5.35 %	0 0.00 %	29
Akwa- Ibom	29	22	1 4.54 %	4 18.18%	6 27.27%	2 9.09 %	13	0 0.00 %	2 9.09 %	7 31.81 %	0 9.09 %	9
Anambra	249	222	3 1.35 %	16 7.20 %	47 21.17%	36 16.21%	102	3 1.35 %	22 9.90 %	54 24.32 %	41 16.21%	120
Bauchi	35	32	4 12.50%	9 28.12%	2 6.25 %	0 0.00 %	15	4 12.50 %	11 34.37%	1 3.12 %	1 0.00 %	17
Benue	66	59	4 6.77 %	11 18.64%	11 18.64%	3 5.08 %	29	2 3.38 %	8 13.55%	19 32.20 %	1 5.08 %	30
Borno	23	21	2 9.52 %	8 38.09%	3 14.28%	0 0.00 %	13	5 23.80 %	3 14.28%	0 0.00 %	0 0.00 %	8



Cross-River	38	36	1 2.77 %	5 13.88%	6 16.66%	2 5.55 %	14	0 0.00 %	10 27.77%	10 27.77 %	2 5.55 %	22
Delta	22	21	0 0.00 %	2 9.52 %	5 23.80%	3 14.28%	10	0 0.00 %	4 19.04%	3 14.28 %	4 14.28%	11
Edo	23	21	1 4.76 %	5 23.80%	4 19.04%	2 9.52 %	12	1 4.76 %	4 19.04%	4 19.04 %	0.952 %	9
Enugu	62	47	1 2.12 %	10 21.27%	5 10.63%	3 6.38 %	19	6 12.76 %	16 34.04%	5 10.63 %	1 6.38 %	28
Imo	64	56	1 1.78 %	6 10.71%	10 17.85%	10 17.85%	27	0 0.00 %	11 19.64%	9 16.07 %	9 17.85%	29
Jigawa	59	42	15 35.71%	13 30.95%	0 0.00 %	0 0.00 %	28	9 21.42 %	5 11.90%	0 0.00 %	0 0.00 %	14
Kaduna	76	65	10 15.38%	21 32.30%	9 13.84%	2 3.07 %	42	1 1.53 %	15 23.07%	6 9.23 %	1 3.07 %	23
Kano	21	17	2 11.76%	5 29.41%	4 23.52%	0 0.00 %	11	0 0.00 %	5 29.41%	1 5.88 %	0 0.00 %	6
Katsina	16	14	7 50.00%	5 35.71%	0 0.00 %	0 0.00 %	12	2 14.28 %	0 0.00 %	0 0.00 %	0 0.00 %	2
Kebbi	18	16	7 43.75%	2 12.50%	0 0.00 %	0 0.00 %	9	5 31.25 %	2 12.50%	0 0.00 %	0 0.00 %	7
Kogi	57	51	2 3.92 %	7 13.72%	13 25.49%	2 3.92 %	24	1 1.96 %	11 21.56%	14 27.45 %	1 3.92 %	27
Kwara	78	73	2 2.73 %	15 20.54%	20 27.39%	2 2.73 %	39	0 0.00 %	16 21.91%	15 20.54 %	3 2.73 %	34
Lagos	105	83	1 1.20 %	15 18.07%	23 27.71%	7 8.43 %	46	3 3.61 %	10 12.04%	17 20.48 %	7 8.43 %	37
Niger	470	417	66 15.82%	125 29.97%	32 7.67 %	1 0.23 %	224	52 12.47 %	107 25.65%	34 8.15 %	0 0.23 %	193
Ogun	19	12	0 0.00 %	2 16.66%	5 41.66%	0 0.00 %	7	0 0.00 %	2 16.66%	1 8.33 %	2 0.00 %	5
Ondo	94	91	1 1.09 %	15 16.48%	22 24.17%	8 8.79 %	46	4 4.39 %	19 20.87%	18 19.78 %	4 8.79 %	45
Osun	20	14	1 7.14 %	3 21.42%	3 21.42%	0 0.00 %	7	0 0.00 %	2 14.28%	5 35.71 %	0 0.00 %	7
Oyo	44	35	0 0.00 %	4 11.42%	14 40.00%	1 2.85%	19	2 5.71 %	9 25.71%	5 14.28 %	0 2.85 %	16
Plateau	196	175	6 3.42 %	36 20.57%	37 21.14%	7 4.00 %	86	6 3.42 %	35 20.00%	36 20.57 %	12 4.00 %	89
Rivers	112	102	8 7.84 %	29 28.43%	12 11.76%	1 0.98 %	50	12 11.76 %	25 24.50%	14 13.72 %	1 0.98 %	52



Sokoto	6	6	0 0.00%	0 0.00%	0 0.00%	0 0.00%	0	0 0.00%	5 83.33%	1 16.66%	0 0.00%	6
Taraba	5	4	1 25.00%	1 25.00%	0 0.00%	0 0.00%	2	1 25.00%	1 25.00%	0 0.00%	0 0.00%	2
Yobe	29	26	5 19.23%	7 26.92%	0 0.00%	0 0.00%	12	12 46.15%	2 7.69%	0 0.00%	0 0.00%	14
FCT-Abuja	566	479	20 4.17%	122 25.46%	97 20.25%	9 1.87%	248	26 5.42%	117 24.42%	79 16.49%	9 1.87%	231
Bayelsa	21	19	0 0.00%	6 31.57%	2 10.52%	0 0.00%	8	7 36.84%	3 15.78%	1 5.26%	0 0.00%	11
Ebonyi	131	116	7 6.03%	33 28.44%	23 19.82%	3 2.58%	66	6 5.17%	23 19.82%	19 16.37%	2 2.58%	50
Ekiti	36	36	0 0.00%	4 11.11%	12 33.33%	2 5.55%	18	1 2.77%	3 8.33%	12 33.33%	2 5.55%	18
Gombe	15	13	2 15.38%	2 15.38%	1 7.69%	0 0.00%	5	6 46.15%	2 15.38%	0 0.00%	0 0.00%	8
Nasarawa	207	182	28 15.38%	44 24.17%	29 15.93%	2 1.09%	103	13 7.14%	45 24.72%	19 10.43%	2 1.09%	79
Zamfara	93	64	0 0.00%	7 10.93%	29 45.31%	0 0.00%	36	0 0.00%	4 6.25%	24 37.50%	0 0.00%	28
Total	3,195	2,772	226 8.15%	617 22.25%	489 17.64%	111 4.00%	1443	209 7.53%	570 20.56%	443 15.98%	107 3.86%	1329

Table 11 reveals that 4% of male candidates that sat for the examination scored above 150 as against 3.82% of their female counterpart. The table also shows that 17.64% of the male candidates scored between 100 and 150 as against 15.98% of the females that sat for the examination. In summary, the male candidates performed better than their female counterparts in the 2023 GTE.

2.3.3 Overall Best Performing Candidates Nationwide in 2023 GTE

The details of the overall best performing candidates in 2023 GTE are presented in the table below

Table 12: Overall Best Candidates Nationwide in 2023 GTE

S/N	Name of Candidate	Gender	School Name	State of Origin	Score
1	Njoku Obinna Adrian	M	Rosykids Montessori School, New Owerri, Owerri, Imo State	Imo	185
2	Chiwike Somtochukwu Samuel	M	God's Wisdom Int'l School Nnewi	Imo	184
3	Sowunmi David Oluwafemi	M	University Of Lagos Staff School, Akoka	Ogun	182



4	Victor-Nwachukwu Onochie Presley	M	Enzy Royal School, Awka	Anambra	179
5	Suleiman Naeem	M	Nigeria Korea Model School Abuja	Nasarawa	179
6	Aniekwu Princess Kamsiyochukwu	F	Springfield Academy	Enugu	178
7	Agabige Naectochi David- Mary	M	Diamond Special Schools Owerri	Imo	178
8	Okorie Chizurumoke Idikachi	M	Ebonyi State University Staff Nursery/Primary School	Ebonyi	177
9	Umeh Emmanuel Obinna	M	God's Wisdom Int'l School Nnewi	Anambra	176
10	Nweke Chidiebere Joan	F	Actus Dei International School Onitsha, Anambra State	Anambra	176
11	Eneh Stephanie Chidimma	F	Actus Dei International	Enugu	176
12	Asena Iyafe Irene	F	Lyncrest Schools Ikorodu Lagos	Edo	176
13	Rengmut Nanret Julius	F	Educare Private School Jos	Plateau	176
14	Chimezie Mmesomachukwu Peace	F	Tender Care International School, Woliwo, Onitsha,	Abia	175
15	Mgnedimma Enyinna Brian	M	Mabel Divine International School, Nnewi	Anambra	175
16	Ebulue Onyinye Cynthia	F	Springfield Academy	Anambra	175
17	Chinedu Idimmachukwu Collins	M	Glory Land Academy, Awada, Obosi	Anambra	175
18	Akorshu Kelvin Aondosoo	M	Sora International School Gboko	Benue	175
19	Mbagha Henry Kamtochukwu	M	Springfield Academy	Anambra	174
20	Ossai Marissa Chidinma	F	Staff Nursery and Primary School, Federal Government	Delta	174
21	Onyedika David Jachike Nsopuru	M	First Age Private School Kubwa, Abuja	Imo	174

Table 12 presents the overall best performing twenty-one (21) candidates nationwide in 2023 GTE according to gender, school, state of origin and score. The highest score in the 2023 GTE is 185 out of the maximum obtainable score of 200. Master Njoku Obinna Adrian, Male, a student of Rosykids Montessori School, New Owerri, Owerri, Imo State and an indigene of Imo state, achieved this feat. Thirteen (13) males and eight (08) females who scored between 174 and 185 made the list as indicated in the table.

2.4 CONDUCT AND RELEASE OF 2023 BASIC EDUCATION CERTIFICATE EXAMINATION (BECE) RESULTS

The 2023 Basic Education Certificate Examination (BECE) was successfully conducted between 15th and 26th May, 2023 throughout the Federation including three (03) foreign countries (Togo, Benin Republic and Niger). A total of One Hundred and Sixty-six Thousand and Fifty-two (166,052) candidates registered for the examination across Three Thousand Three Hundred and Forty-five (3,345) Schools nationwide including foreign schools. The number of candidates that sat for the examination is One Hundred and Sixty-Five



Thousand, Three Hundred and Fifty-Two (165,352), out of which, Eighty-One Thousand, Seven Hundred and Forty-Seven (81,747) were Males while Eighty-Three Thousand, Six Hundred and Five (83,605) were Females.

In the course of the examination, Three Thousand Two Hundred and Sixty-six (3,266) Supervisors and Fifty-Eight (58) Assistant Supervisors supervised the examination. Similarly, Four Hundred and Twenty-one (421) Custodian Officers were used in which Fifty-three (53) amongst them doubled as Custodian Officers/Supervisors for the Four Hundred and Twenty-Five (425) Custodian Points. Also, dual roles were played by Thirty-nine (39) Daily Distributors/Custodian Officers and Twenty-six (26) as Daily Distributors/Supervisors out of the One Hundred and Forty-four (144) Daily Distributors. Equally engaged were One (1) Boatman, fifteen (15) Pick-up Vans and Fifteen (15) Accompanying Officers while they doubled for the packaging of the scripts.

The result was released on 17th July, 2023 and hard copies have been distributed to all State Offices for onward distribution to schools and candidates.

2.4.1 MARKING ACTIVITIES OF 2023 BECE

The marking activities for the 2022 BECE were successfully carried out as follows:

TABLE 13: MAJOR ACTIVITIES AND DATES

S/No	Examination	Preliminary Coordination	Main Marking	Award Committee Meeting	No. of Venues
1	2023 BECE	6 th June, 2023	14 th – 23 rd June, 2023	3 rd July, 2023	9

TABLE 14: SUMMARY OF SCRIPTS/ EXAMINERS PER VENUE FOR 2023 BECE MARKING EXERCISE
TABLE 14

2023 BECE MARKING EXERCISE

SUMMARY OF SCRIPTS/ EXAMINERS PER VENUE

S/N	Marking Venue	VENUE CODE	No. of Scripts	No of Examiners				Total
				CE	EGI	EGII	EGIII	
1	Loyola College, Ibadan	B2501		0	6	69	361	436
2	Idia College, Benin City	B1001		0	6	63	331	400
3	Day Secondary School Independent Layout, Enugu	B1101		0	6	66	346	418
4	G S S, Minna	B2101		2	4	67	345	418
5	Osogbo Grammar School, Osogbo	B2401		1	5	64	337	407
6	G S S, Ilorin	B1901		0	6	68	341	415
7	Queen Amina College, Kaduna	B1401		3	3	67	358	431
8	Holy Ghost Sec. Sch. Abakaliki, Ebonyi State	B3301		0	6	46	249	301
9	Govt. Compr. Day Sec. Sch. Bauchi, Bauchi State	B0501		0	6	44	251	301
	TOTAL			6	48	554	2919	3527



2.4.2 Analysis of 2023 Basic Education Certificate Examination (BECE) Results

The 2023 Basic Education Certificate Examination (BECE) results of candidates were analyzed and presented under the following headings:

- Level of Candidates' Performance at National and State levels
- Level of Candidates' Performance by Subject
- Overall Best Performing Candidates Nationwide in BECE 2023

Level of Candidates' Performance at National and State Level in the 2023 Basic Education Certificate Examination (BECE)

The level of candidates' performance in the 2022 BECE is presented at both National and State levels as shown in Table 12.

Table 15: Level of Candidates' Performance in 2022 BECE at National and State Level

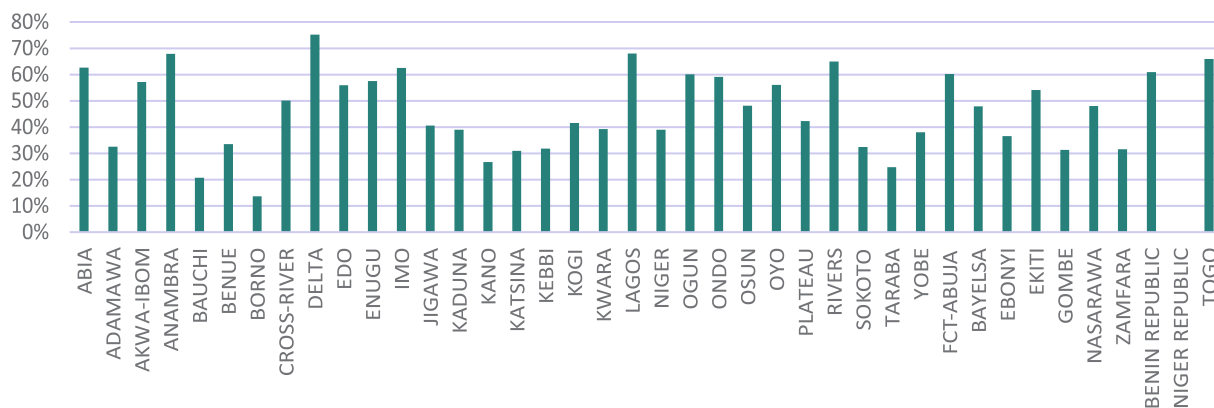
Code	State/Country	Candidate Registered	Candidate Sat	Credit and above Including Mathematics and English Studies	Percentage
001	ABIA	2,434	2,430	1,521	62.59%
002	ADAMAWA	2,661	2,654	863	32.51%
003	AKWA-IBOM	4,956	4,947	2,829	57.18%
004	ANAMBRA	1,988	1,983	1,346	67.87%
005	BAUCHI	1,311	1,307	270	20.65%
006	BENUE	1,844	1,837	615	33.47%
007	BORNO	1,902	1,893	259	13.68%
008	CROSS-RIVER	3,856	3,844	1,926	50.10%
009	DELTA	2,694	2,682	2,017	75.20%
010	EDO	6,112	6,069	3,397	55.97%
011	ENUGU	3,942	3,930	2,259	57.48%
012	IMO	7,050	7,033	4,398	62.53%
013	JIGAWA	668	666	270	40.54%
014	KADUNA	8,213	8,190	3,194	38.99%
015	KANO	3,581	3,573	953	26.67%
016	KATSINA	1,496	1,491	462	30.98%
017	KEBBI	798	791	252	31.85%
018	KOGI	2,945	2,942	1,223	41.57%
019	KWARA	4,495	4,483	1,758	39.21%
020	LAGOS	18,252	18,166	12,362	68.05%
021	NIGER	6,677	6,662	2,595	38.95%
022	OGUN	8,246	8,209	4,928	60.03%
023	ONDO	3,236	3,227	1,909	59.15%
024	OSUN	6,016	6,006	2,888	48.08%
025	OYO	12,532	12,487	6,994	56.01%
026	PLATEAU	3,629	3,622	1,533	42.32%
027	RIVERS	10,230	10,190	6,616	64.92%
028	SOKOTO	1,837	1,829	593	32.42%



029	TARABA	523	518	128	24.71%
030	YOBE	363	363	138	38.01%
031	FCT-ABUJA	10,863	10,809	6,507	60.19%
032	BAYELSA	1,351	1,344	643	47.84%
033	EBONYI	13,086	12,936	4,725	36.52%
034	EKITI	1,726	1,724	932	54.06%
035	GOMBE	1,106	1,100	345	31.36%
036	NASARAWA	2,391	2,376	1,142	48.06%
037	ZAMFARA	569	568	179	31.51%
070	BENIN REPUBLIC	298	297	181	60.94%
073	NIGER REPUBLIC	37	36	0	0.00%
074	TOGO	138	138	91	65.94%
Summary (International)		166,052	165,352	85,241	51.55%

A summary of the analysis in Table 16 shows that 166,052 candidates registered for the 2023 BECE while 165,352 candidates sat for the examination. A total of 85,241 representing 51.55% of the candidates that sat for the examination obtained credit and above including English Studies and Mathematics. At the state level, candidates from Delta (75.20%), Lagos (68.05%), Anambra (67.87%) and Rivers (64.92%) States had the highest among the 36 states and the FCT, while Borno (13.68%), Bauchi (20.65%), Taraba (24.71%) and Kano (26.67%) States had the lowest performance. Furthermore, the performance for the 3 foreign countries that sat for the examination reveals that Togo (65.94%), Benin Republic (60.94%) and Niger Republic (0.00%) candidates had credit and above including English Studies and Mathematics.

Fig 3: Bar Chart showing the Level of Candidates' Performance (Credit and above including Mathematics and English Studies) in 2023 BECE by State/Country



Level of Candidates' Performance in 2023 BECE by Subjects

The level of candidates' performance in the 2023 Basic Education Certificate Examination (BECE) by subjects examined is presented in Table 16.

Table 16: Level of Candidates' Performance in 2023 BECE by Subject

S/No	Subject	Candidate Registered	Candidates Sat	GRADES				
				A (Distinction)	B (Distinction)	C (Credit)	P (Pass)	F (Fail)
1	English Studies	166,052	165,048	16,760 10.15 %	30,141 18.26 %	66,997 40.59 %	33,134 20.08%	18,016 10.92 %
2	Mathematics	166,052	164,943	18,453 11.19 %	30,855 18.71 %	65,938 39.98 %	35,082 21.27%	14,615 8.86 %
3		166,052	149,258	16,007 10.72 %	28,794 19.29 %	58,765 39.37 %	34,007 22.78%	11,685 7.83 %
	French Language							
4	Arabic Language	13,278	13,112	1,277 9.74 %	2,524 19.25 %	5,285 40.31 %	2,675 20.40%	1,351 10.30 %
5	Hausa_L1	18,601	16,753	1,849 11.04 %	3,092 18.46 %	6,777 40.45 %	3,307 19.74%	1,728 10.31 %
6	Igbo_L1	26,331	24,661	2,297 9.31 %	4,989 20.23 %	9,924 40.24 %	5,006 20.30%	2,445 9.91 %
7	Yoruba_L1	32,290	31,726	3,433 10.82 %	5,423 17.09 %	14,056 44.30 %	6,108 19.25%	2,706 8.53 %
8	Business Studies	166,051	164,762	16,308 9.90 %	30,795 18.69 %	66,758 40.52 %	36,286 22.02%	14,536 8.82 %
9	Christian Religious Studies	132,612	131,174	15,353 11.70 %	25,206 19.22 %	52,040 39.67 %	26,473 20.18%	12,102 9.23 %
10	Islamic Religious Studies	33,440	33,044	3,500 10.59 %	5,929 17.94 %	14,463 43.77 %	5,818 17.61%	3,334 10.09 %
11	Edo_L1	4,744	4,582	469 10.24 %	853 18.62 %	1,799 39.26 %	945 20.62%	516 11.26 %
12	Hausa_L2	24,722	23,299	2,611 11.21 %	3,864 16.58 %	9,673 41.52 %	4,952 21.25%	2,199 9.44 %
13	Igbo_L2	28,819	26,241	3,292 12.55 %	5,006 19.08 %	9,932 37.85 %	5,282 20.13%	2,729 10.40 %
14	Yoruba_L2	24,387	23,186	2,502 10.79 %	5,079 21.91 %	8,934 38.53 %	4,208 18.15%	2,463 10.62 %
15	Efik_L1	3,038	2,684	301 11.21 %	475 17.70 %	1,096 40.83 %	555 20.68%	257 9.58 %
16	Ibibio_L1	3,120	2,752	252 9.16 %	553 20.09 %	1,121 40.73 %	545 19.80%	281 10.21 %



17	Cultural & Creative Arts	166,052	158,797	16,460 10.37 %	27,484 17.31 %	64,204 40.43 %	34,694 21.85%	15,955 10.05 %
18	Basic Science & Technology	166,052	165,194	16,145 9.77 %	30,118 18.23 %	68,830 41.67 %	33,292 20.15%	16,809 10.18 %
19	Pre-Vocational Studies	166,052	164,981	15,504 9.40 %	31,786 19.27 %	69,025 41.84 %	30,791 18.66%	17,874 10.83 %
20	Religious & National Values	166,052	164,818	17,937 10.88 %	33,780 20.50 %	65,541 39.77 %	31,244 18.96%	16,316 9.90 %
21	History	166,052	158,853	14,981 9.43 %	33,846 21.31 %	64,898 40.85 %	30,809 19.39%	14,319 9.01 %

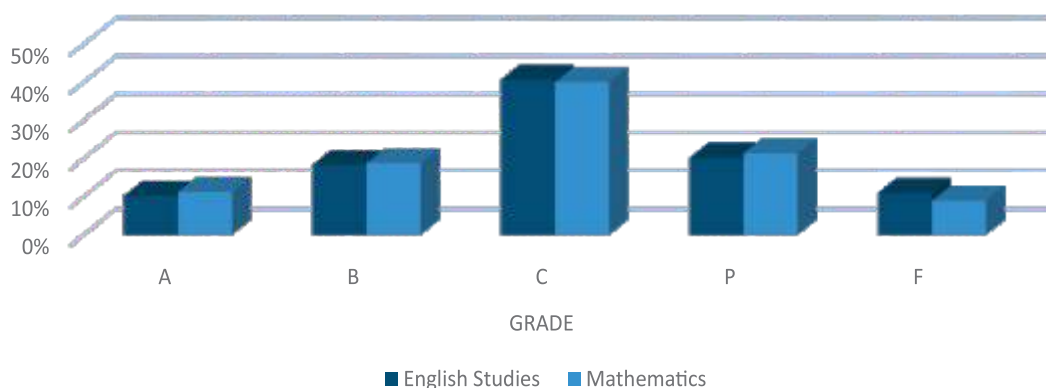
From Table 16, it can be seen that twenty-one (21) subjects were examined in the 2023 BECE. The Candidates' performance is categorized as Distinction (A&B), Credit (C), Pass (P) and Fail (F) grades. The Candidates' performance in English Studies and Mathematics are discussed, because they are the two core subjects at this level of education. Out of the 165,048 candidates that sat for English Studies, 16,760 (10.15%) and 30,141 (18.26%) obtained distinctions (A & B, respectively), 66,997 (40.59%) candidates obtained credit, 33,134 (20.08%) candidates obtained pass and 18,016 (10.92%) failed. In Mathematics, out of 164,943 that sat for the examination, 18,453 (11.19%) and 30,855 (18.71%) candidates obtained distinctions (A&B, respectively), 65,938 (39.98%) candidates obtained credit, 35,082 (21.27%) candidates obtained pass and 14,615 (8.86%) candidates failed. The comparative analysis of candidates' performance in English Studies and Mathematics is presented in Table 9 and figure 4 below, which shows that candidates performed slightly better in English Studies than in Mathematics.

Table 17: Comparative Analysis of Candidates' Performance in English Studies and Mathematics in BECE 2023

S/No	Subject	No of Candidates that Sat	GRADES/PERFORMANCE				
			A (Distinction)	B (Distinction)	C (Credit)	P (Pass)	F (Fail)
1	English Studies	165,048	16,760 10.15%	30,141 18.26%	66,997 40.59%	33,134 20.08%	18,016 10.92%
2	Mathematics	164,943	18,453 11.19%	30,855 18.71%	65,938 39.98%	35,082 21.27%	14,615 8.86%



Fig 4: Bar Chart showing the Comparative Analysis of Candidate's Performance in English Studies and Mathematics in BECE 2023



Overall Best Performing Candidates Nationwide in BECE 2023

The Table below shows the details of the best performing candidates that scored A's in BECE 2023 Nationwide.

Table 18: Overall Best Candidates Nationwide in BECE 2023

S/ N	Name of Candidate	Gender	School Name	State of Origin	Subject/Grade			
1	Owuye Faheezah Oluwakemi	Female	Maryland Comprehensive Secondary School, (Junior), Lagos	Lagos	English Studies	A	Mathematics	A
					French	A	Yoruba L2	A
					Business Studies	A	Christian Rel. Studies	A
					Cultural & Creative Art	A	Basic Sci. & Tech	A
					Pre-Vocational Studies	A	Rel. & Nat. Val. Edu.	A
					History	A		
2	Jegede Gabriella Oshotame	Female	Igbinedion Education Centre, Benin City	Edo	English Studies	A	Mathematics	A
					French	A	Yoruba L2	A
					Business Studies	A	Christian Rel. Studies	A
					Cultural & Creative Art	A	Basic Sci. & Tech	A
					Pre-Vocational Studies	A	Rel. & Nat. Val. Edu.	A
					History	A		
3	Ekwueme Ikechukwu Excellent	Male	Kimota Science College, Gboko, Benue State	Imo	English Studies	A	Mathematics	A
					French	A	History	A
					Business Studies	A	Christian Rel. Studies	A
					Cultural & Creative Art	A	Basic Sci. & Tech	A
					Pre-Vocational Studies	A	Rel. & Nat. Val. Edu.	A
4	Adedeji Victor Osamagbe	Male	International School, Unilag	Oyo	English Studies	A	Mathematics	A
					French	A	Yoruba L1	A
					Business Studies	A	Christian Rel. Studies	A
					Cultural & Creative Arts	A	Basic Sci. & Tech	A
					Pre-Vocational Studies	A	Rel. & Nat. Val. Edu.	A
					History	A		
5	Ugwuede Ihechi Rhema	Male	King's College, Lagos	Enugu	English Studies	A	Mathematics	A
					French	A	Igbo L1	A
					Business Studies	A	Christian Rel. Studies	A
					Cultural & Creative Arts	A	Basic Sci. & Tech	A
					Pre-Vocational Studies	A	Rel. & Nat. Val. Edu.	A
					History	A		



6	Terfa Sedoo Precious	Female	Vaatia College	Benue	English Studies French Business Studies Cultural & Creative Arts Pre-Vocational Studies	A A A A A	Mathematics History Christian Rel. Studies Basic Sci. & Tech Rel. & Nat. Val. Edu.	A A A A A
7	Akinsulie Oyindamola Oyinkansola	Female	Tollywood College, Ajah, Lagos	Ondo	English Studies History Business Studies Cultural & Creative Arts Pre-Vocational Studies	A A A A A	Mathematics Rel. & Nat. Val. Edu. Christian Rel. Studies Basic Sci. & Tech	A A A A
8	Iyomi Akpevweoghe ne Joy	Female	Jesuit Memorial College, Port- Harcourt	Delta	English Studies French Business Studies Cultural & Creative Arts Pre-Vocational Studies History	A A A A A A	Mathematics Igbo L2 Christian Rel. Studies Basic Sci. & Tech Rel. & Nat. Val. Edu.	A A A A A
9	Ufearoh Chidubem Kyrian	Male	Christ The King College, Gwagwalada, Abuja	Anamb ra	English Studies French Business Studies Cultural & Creative Arts Pre-Vocational Studies History	A A A A A A	Mathematics Igbo L2 Christian Rel. Studies Basic Sci. & Tech Rel. & Nat. Val. Edu.	A A A A A
1 0	Usen Udemeabasi Usen	Female	Topfaith International Secondary School, Mkpatak	Akwa- Ibom	English Studies French Business Studies Cultural & Creative Arts Pre-Vocational Studies	A A A A A	Mathematics Rel. & Nat. Val. Edu. Christian Rel. Studies Basic Sci. & Tech	A A A A

Note: The state here represents the state where the school is located.

2.4.3 Analysis of Examination Malpractice Cases in 2023 BECE

Examination malpractice cases in 2023 BECE were analysed and presented in the following Tables and Figures:

Summary of Analyses of Examination Malpractice Cases:

The Summary of Analyses of Examination Malpractice Cases is presented in Tables 19 to 24 respectively.

Table 19: Total Number of Candidates Involved in Examination Malpractice by State

S/N.	State	No. of Candidates Involved	Percentage (%)
1.	Akwa Ibom	77	96.25
2	Ebonyi	03	3.75
	Total	80	100



As can be seen from Table 19, Eighty (80) candidates were involved in various forms of Examination Malpractice. Akwa Ibom State had the highest number with seventy-seven (77) candidates representing 96.25%, while Ebonyi State has 3 candidates representing 3.75%.

Table 20: Level of Examination Malpractice by Type

Rule No.	Code	Type	No. Involved in Malpractice	Percentage (%)
06	Col	Collusion	76	95
18	CDS	Cheating Detected at Marking Venue (Double scripts)	03	3.75
05	URB	Unruly behavior	1	1.25
Summary			80	100

Highlights of Table 20 are as follows:

- ❖ Collusion with 95% ranked the highest among the Type of Malpractice in the 2023 BECE and was followed by Cheating Detected at The Marking Venue (3.75%).
- ❖ The least among the Type of Malpractice in the 2023 BECE was Unruly behaviour (1.25%).

Table 21: Level of Candidates' Involvement in Whole School/Mass Cheating Cases in 2022 BECE Malpractice by State

S/N.	State	No. of Schools/Centres
1.	Akwa Ibom	01
	Total	01

As can be seen from Table 21:

- ❖ One (01) school in Akwa Ibom State was involved in Whole School/Mass Cheating Case in the 2023 BECE Examination Malpractice.

Table 22: Level of Candidates' Involvement in Examination Malpractice by Subject

S/N.	Subject	No. of Candidates Involved	Percentage (%)
1.	Computer Studies III (BST)	3	3.75
2	Business Studies	76	95.00
2.	Pre- Vocational studies	01	1.25
	Total	80	100



The Table above shows the Level of Candidates' Involvement in 2022 BECE Examination Malpractice by Subject. The highlights are as follows:

- ❖ Business Studies III (BST) had highest cases with 76 candidates representing 95.00%.
- ❖ Pre-Vocational Studies had the least with One (01) candidate representing 1.25%.

Table 23: Level of Candidates' Involvement in Examination Malpractice by Subject and by State

S/N.	Subject	States Involved	No. of States Involved	No. of Candidates Involved
1.	Business Studies	Akwa Ibom	01	77
	Computer Studies III (BST)			
2.	Pre-Vocational Studies	Ebonyi	01	03
Total			02	80

Table 23 shows the number of candidates that were involved in Examination Malpractice by State and by Subject. From the Table, the following observations were made:

- ❖ Akwa Ibom State was involved in Business Studies III (BST) and Pre-Vocational studies.
- ❖ Ebonyi State was involved in Computer Studies.

Table 24: A Comparative Analysis of 2021 and 2022 BECE Examination Malpractice Cases

Description	2022 BECE	2023 BECE	Total Difference	Percentage Difference (%)
No. of candidates Involved	64	80	16(+ve)	11.11% (+ve)
No. of States Involved	11	02	09 (-ve)	81.81% (-ve)

Table 24 shows a Comparative Analysis of Candidates involvement in Examination Malpractice in 2022 and 2023 BECE respectively.

The highlights are:

- ❖ In the 2022 BECE, sixty-four (64) candidates were involved in Examination Malpractice while in the 2023 BECE, eighty (80) candidates were involved.
- ❖ The increase was with a significant difference of 16 candidates representing 11.11%.
- ❖ The number of States involved in the 2023 BECE Malpractice decreased to two (02) States when compared to eleven (11) States in the 2022 BECE representing 81.8% decrease.



2.5 CONDUCT AND RELEASE OF 2023 SENIOR SCHOOL CERTIFICATE EXAMINATION (SSCE) INTERNAL RESULTS

The 2023 SSCE (Internal) commenced on 3rd July, 2023 and ended on 11th August, 2023. One Million, Two Hundred and Five Thousand, Eight Hundred and Eighty-eight (1,205,888) candidates registered for the Examination in Nineteen Thousand, Nine Hundred and Two (19,902) schools across the country including Six (6) foreign countries (Equatorial Guinea, Benin Republic, Cote D'Ivoire, Gabon, Togo and Niger Republic).

The schools were serviced by One Thousand, Four Hundred and Three (1,403) Custodian Points, and manned by One Thousand, Five Hundred and Fourteen (1,514) Senior Staff, who were responsible for issuing sensitive and non-sensitive materials to the Nineteen Thousand, One Hundred and Thirty (19,130) Supervisors/Assistant Supervisors. The Custodian Points comprised of Banks, Police Stations, Sub-treasuries, Local Government Education Authorities, Emirs/District Heads' Palaces and NECO State and Zonal Offices nationwide.

The Examination was coordinated by Thirty-Seven (37) Examination Administrators of Management Cadre, in addition to the Three Hundred and Eighty-Three (383) Daily Distributors, Five (05) Boatmen, One Hundred and Seventeen (117) Accompanying Officers, Three Hundred and Fifty (350) Packaging Officers as well as Two Hundred and Two (202) Counting Officers. The examination was hitch free as the results were released on 10th October, 2023.

TABLE 25: MARKING ACTIVITIES AND DATES for 2023 SSCE (INTERNAL)

S/N	Examination	Preliminary Coordination	Main Marking	Award Committee Meeting	No. of Venues
1	2023 SSCE (Int.)	18 th and 19 th August, 2023	2 nd – 19 th Sept., 2023	5 th October, 2023	114

Table 26: STATISTICS OF EXAMINERS BY VENUE IN 2023 SSCE INTERNAL MARKING EXERCISE

SUMMARY OF EXAMINERS PER VENUE

S/N	STATE	VENUE CODE	NAME OF VENUE	CE	EG I	EG II	EG III	TOTAL
1	ABIA	0101	Abayi Girls' Sec. School, Abayi, Aba	0	16	106	545	667
		0102	Holy Rosary Sec Sch Umuahia	0	4	53	249	306
		0103	Igbere Sec Sch, Igbere	0	6	28	135	169
2	ADAMAWA	0201	Gen Murtala Moh'd College, Yola	0	21	112	596	729
		0301	State College, Ikot Ekpene	1	19	117	598	735
		0302	Comm Sec Sch, Ikot Okubo	0	7	40	213	260



3	AKWA-IBOM	0303	Govt Sec Sch, Afaha Eket	0	13	58	315	386
		0304	Community Comp Sec Sch, Fourtowns Uyo	1	16	129	648	794
4	ANAMBRA	0401	Fed. Sci. Tech Coll., Awka	3	26	143	713	885
		0402	Community Sec Sch, Oko	0	14	58	313	385
		0403	Christ the King Coll., Onitsha	0	13	89	465	567
		0404	Nnewi High School, Nnewi	0	1	81	354	436
		0405	DMGS Onitsha	1	8	44	212	265
5	BAUCHI	0501	Fed Govt Girls' Coll, Bauchi	0	24	130	659	813
		0502	Fed Govt Coll, Azare	0	14	56	306	376
6	BENUE	0601	Govt Sec Sch, Gboko	0	19	85	451	555
		0602	Govt Model Coll., Makurdi	4	23	130	619	776
		0603	Govt Model Sec Sch, Otukpo	1	7	87	404	499
		0604	St Andrew's Sec Sch, Adikpo	0	13	47	237	297
7	BORNO	0701	Govt College, Maiduguri	0	21	56	288	365
		0702	Govt Senior Sci. Sec Sch, Biu	0	9	57	286	352
8	CROSS RIVER	0801	Hope Wadell Train. Inst., Calabar	1	19	114	559	693
		0802	Fed. Govt. Coll, Ikom	0	10	35	191	236
9	DELTA	0901	Asaba Girls' Gram Sch, Asaba	2	27	148	780	957
		0902	Govt Coll, Ughelli	0	20	108	564	692
		0903	Ogbemudein Model Sec Sch, Agbor	0	14	82	420	516
10	EDO	1001	Our Lady of Fatima Coll, Auchu	0	16	114	581	711
		1002	Idia Coll, Benin City	1	8	98	474	581
		1003	Western Boys' High School, Benin City	0	16	75	394	485
		1004	Annun. Cath. Coll., Irrua	0	11	39	165	215
11	ENUGU	1101	Day Sec Sch, I/Lout, Enugu	2	19	114	583	718
		1102	Union Sec Sch, Enugu	1	12	80	402	495
		1103	Anglican Sec Sch, Nsukka	2	25	163	818	1,008
		1104	Com Sec Sch, Obollo-Afor	0	6	41	216	263
12	IMO	1201	Fed Govt Coll, Okigwe	1	13	89	468	571
		1202	St. Paul's Sec. Sch., Nkwerre	0	12	67	358	437
		1203	Govt Sec. Sch., Owerri	1	16	81	420	518
		1204	Emmanuel Coll, Owerri	0	8	115	534	657
		1205	St Paticks Sec Sch, Ogbe Mbaise	0	16	58	331	405
13	JIGAWA	1301	Govt Comm Sch, Dutse	0	4	93	423	520
		1401	Queen Amina Coll, Kaduna	0	2	114	497	613
		1402	Govt Coll Kagoro	0	0	100	449	549



14	KADUNA	1403	Al-Huda Huda Coll, Zaria	3	15	107	533	658
		1404	Dem. Sec Sch (ABU) Zaria	0	0	83	367	450
		1405	Sardauna Mem Coll, Kaduna	3	17	114	565	699
15	KANO	1501	Rumfa Coll, Kano	2	11	104	481	598
		1502	Sch of Arabic Studies, Kano	6	1	57	272	336
		1503	Govt Sec Sch, Dala, Kano	2	11	78	397	488
		1504	Govt Comm Sec Sch, Wudil	0	15	59	316	390
		1505	Govt Sec Sch, Bichi	0	14	67	363	444
16	KATSINA	1601	SUNCAIS Katsina	0	23	160	774	957
17	KEBBI	1701	Govt Girls' Coll, Birnin Kebbi	0	17	77	410	504
18	KOGI	1801	Our Lady of Sch, Ayimgba	0	23	109	562	694
		1802	St Augustine Coll, Kabba	0	20	84	434	538
		1803	Bishop Delisie Coll, Lokoja	0	16	81	412	509
		1804	FCE (DSS), Okene	0	14	59	299	372
19	KWARA	1901	St Anthony Sec Sch, Ilorin	1	4	164	765	934
		1902	Oyun Baptist High Sch, Ijagbo-Offa	0	0	142	625	767
		1903	GSS Ilorin	1	12	116	582	711
20	LAGOS	2001	Ikeja Gram Sch, Ikeja	0	16	90	474	580
		2002	Keke High School, Agege	0	11	67	349	427
		2003	CDSS Maryland, Lagos	5	15	81	443	544
		2004	Ajumoni Sec Sch, Mushin	0	12	71	341	424
		2005	Ilupeju Gram Sch, Ilupeju	2	13	96	462	573
21	NIGER	2101	GSS Minna	8	18	189	972	1,187
		2102	ABSS, Minna	5	12	153	771	941
		2103	Govt Coll, Bida	0	20	70	381	471
		2104	Govt Sec Sch Suleja	0	12	41	227	280
		2105	Muazzu ICS Kotangora	0	8	26	137	171
		2106	Govt Sec Sch., Wushishi	0	11	24	149	184
22	OGUN	2201	Rev Kuti Mem Coll, Abeokuta	0	16	97	502	615
		2202	Ijebu-Ode Gram Sch, I/Ode	1	24	122	705	852
		2203	African Chur Gram Sch, Abeokuta	1	12	71	353	437
		2204	Yewa Coll, Ilaro	1	16	79	387	483
23	ONDO	2301	Oyemekun Grammar School, Akure	1	14	64	494	573
		2302	Aquinas Coll., Akure	0	14	118	581	713
		2303	Akoko Ang G/Sch., Ikare	0	0	109	505	614
		2304	Ondo Boys High Sch, Ondo	0	21	135	689	845
		2305	Stella Maris Coll., Okitipupa	0	17	98	458	573
24	OSUN	2401	Oduduwa Coll., Ile-Ife	1	20	171	855	1,047
		2402	Ilesa Gram Sch., Ilesa	1	18	101	542	662
		2403	St Marks Gram Sch, Osogbo	1	18	108	566	693
		2404	Osogbo High Sch., Osogbo	0	11	76	381	468
		2405	Akinorun Gram. Sch., Ikirun	0	0	91	447	538



25	OYO	2501	Anglican Gram Sch., Oritamefa	1	13	109	538	661
		2502	St. Anne's College, Ibadan	11	24	171	877	1,083
		2503	Islamic High Sch., Orita Bashorun, Ibadan	1	16	140	706	863
		2504	Ogbomoso High Sch.	0	16	137	701	854
		2505	Ladigbolu Gram Sch., Oyo	2	17	120	623	762
		2506	Baptist High Sch., Saki	0	23	98	541	662
		2507	Iseyin District Gram Sch., Iseyin	1	17	103	548	669
		2508	St Bernadine's Girls Gram Sch., Oyo	1	8	43	225	277
		2509	Ori-Oke Community Gram Sch., Ogbomoso	1	5	41	178	225
		2510	Irepo Gram Sch., Igboho	0	15	74	415	504
26	PLATEAU	2601	St John's Coll., Jos	4	24	141	711	880
		2602	Govt Sec Sch., Pankshin	0	14	56	323	393
27	RIVERS	2701	Fed Govt Coll., P/Harcourt	0	20	80	456	556
28	SOKOTO	2801	SDUSS Sokoto	0	7	114	567	688
29	TARABA	2901	Govt Sci. Sec Sch., Jalingo	0	21	126	655	802
30	YOBE	3001	Govt Sci Tech Coll, Potiskum	0	22	109	466	597
31	FCT	3101	GSS Tudun Wada, Wuse 3, Abuja	0	20	91	478	589
		3102	GSS Gwagwalada	0	11	57	286	354
32	BAYELSA	3201	St Jude's Girls Sec Sch, Yenegoa	0	19	69	382	470
33	EBONYI	3301	Holy Ghost Sec Sch., Abakaliki	0	22	113	575	710
		3302	Govt College, Afikpo	0	15	69	367	451
34	EKITI	3401	Ola-Oluwa Muslim Gram Sch., Ado-Ekiti	0	16	131	652	799
		3402	Ado Community High Sch., Ado-Ekiti	0	11	67	346	424
		3403	St Mary's Girls Grammar Sch., Ikole-Ekiti	1	8	136	439	584
35	GOMBE	3501	Govt Arabic Coll., Gombe	1	5	103	471	580
		3502	Govt Girls' Sci S/Sch, Kumo	0	10	45	235	290
36	NASARAWA	3601	Govt Sci Sec Sch., Lafia	1	21	111	586	719
		3602	Govt Coll., Keffi	0	6	21	109	136
		3603	Govt Coll., Nasarawa	0	8	21	114	143
37	ZAMFARA	3701	Govt Girls' Arabic Sec Sch., Gusau	0	15	88	455	558
TOTAL				92	1579	10427	52586	64684



A total of 1,198,229 scripts were marked by 92 CE; 1,579 EG I; 10,427 EG II; AND 52,586 EG III in 114 Marking Venues in the 36 States and FCT.

Statistics of 2023 Senior Secondary Certificate Examination (SSCE) Internal

The analysis of 2023 SSCE Internal results are presented as follows:

- ❖ Analysis of Candidates' Registration by State and Gender
- ❖ Analysis of Candidates' Registration by Geo-Political Zone and Gender
- ❖ Analysis of Candidates' Performance at National and State levels using 5 Credits and above including Mathematics and English Language
- ❖ Analysis of Candidates' Performance at National and State levels using 5 Credits and above irrespective of Mathematics and English Language
- ❖ Analysis of Candidates' Performance by Subjects
- ❖ Overall Best Performing Candidates Nationwide in 2023 SSCE Internal
- ❖ Analysis of Malpractice Cases by State
- ❖ Analysis of Malpractice Cases by Type
- ❖ Analysis of Malpractice cases by Subject

2.5.1 Candidates Registration by State, Geopolitical Zone and Gender in 2023 SSCE Internal

Table 27: Level of Candidates' Registration by State and Gender in 2023 SSCE (Internal)
Analysis of Candidates' Enrolment by State and Gender in 2023 SSCE Internal

The details of Candidates' Enrolment by State and Gender in 2022 SSCE Internal are presented as follows:

Table 27: Level of Candidates' Enrolment by State and Gender in 2023 SSCE Internal

S/No	State/Country	No Registered	Male		Female	
			Registered	%	Registered	%
1	ABIA	10,374	4,754	45.82%	5,620	54.17%
2	ADAMAWA	47,950	26,080	54.39%	21,870	45.61%
3	AKWA-IBOM	19,245	8,720	45.31%	10,525	54.68%
4	ANAMBRA	28,406	11,969	42.13%	16,437	57.86%
5	BAUCHI	31,003	17,681	57.03%	13,322	42.97%
6	BENUE	49,965	26,635	53.30%	23,330	46.69%
7	BORNO	34,910	19,517	55.90%	15,393	44.09%
8	CROSS-RIVER	15,594	7,386	47.36%	8,208	52.63%
9	DELTA	19,712	9,449	47.93%	10,263	52.06%
10	EDO	22,176	10,243	46.18%	11,933	53.81%
11	ENUGU	28,440	11,951	42.02%	16,489	57.97%
12	IMO	23,550	10,462	44.42%	13,088	55.57%
13	JIGAWA	35,535	22,736	63.98%	12,799	36.01%
14	KADUNA	41,473	23,437	56.51%	18,036	43.48%
15	KANO	102,896	50,726	49.29%	52,170	50.70%
16	KATSINA	60,360	35,275	58.44%	25,085	41.55%
17	KEBBI	4,603	2,684	58.30%	1,919	41.69%
18	KOGI	26,616	14,557	54.69%	12,059	45.30%



19	KWARA	31,247	16,092	51.49%	15,155	48.50%
20	LAGOS	82,065	37,614	45.83%	44,451	54.16%
21	NIGER	33,779	17,881	52.93%	15,898	47.06%
22	OGUN	40,433	19,438	48.07%	20,995	51.92%
23	ONDO	27,877	13,192	47.32%	14,685	52.67%
24	OSUN	35,322	17,129	48.49%	18,193	51.50%
25	OYO	66,977	32,284	48.20%	34,693	51.79%
26	PLATEAU	31,659	16,187	51.12%	15,472	48.87%
27	RIVERS	34,319	15,882	46.27%	18,437	53.72%
28	SOKOTO	33,542	20,655	61.57%	12,887	38.42%
29	TARABA	18,764	11,164	59.49%	7,600	40.50%
30	YOBE	23,234	14,376	61.87%	8,858	38.12%
31	FCT-ABUJA	29,894	13,253	44.33%	16,641	55.66%
32	BAYELSA	8,221	4,034	49.06%	4,187	50.93%
33	EBONYI	15,205	7,017	46.14%	8,188	53.85%
34	EKITI	17,348	8,519	49.10%	8,829	50.89%
35	GOMBE	15,308	8,821	57.62%	6,487	42.37%
36	NASARAWA	32,411	17,186	53.02%	15,225	46.97%
37	ZAMFARA	25,159	15,891	63.16%	9,268	36.83%
38	BENIN REPUBLIC	44	20	45.45%	24	54.54%
39	EQUATORIAL GUINEA	23	8	34.78%	15	65.21%
40	GABON	10	3	30.00%	7	70.00%
41	NIGER REPUBLIC	180	150	83.33%	30	16.66%
42	TOGO	27	11	40.74%	16	59.25%
43	COTE D'IVOIRE	32	15	46.87%	17	53.12%
SUMMARY:		1,205,888	621,084	51.50%	584,804	48.50%

Table 27 shows that a total of 1,205,888 candidates enrolled for 2023 SSCE Internal, comprising of 621,084 (51.50%) males and 584,804 (48.49%) females. The States with the highest enrolment figures are Kano (102,896), Lagos (82,065) and Oyo (66,977) states. While those with the least enrolment are Kebbi (4,603), Bayelsa (8,221) and Abia (10,374) States. States with the highest male candidates' registration are Kano (50,726), Lagos (37,614) and Kastina (35,275) states, while the states with the least male registration are Kebbi (2,684), Bayelsa (4,034) and Abia (4,754). Similarly, in the female category, states with the highest registration are Kano (52,170), Lagos (44,451) and Oyo (34,693) States, while the states with the least female candidates' enrolment are Kebbi (1,919), Bayelsa (4,187) and Abia (5,620) respectively. In summary, the percentage of male candidates' enrolment for 2023 SSCE Internal is (51.50%) while female candidates are (48.49%). The male candidates surpass their female counterparts by a margin of 3.01%.



Fig 5: Bar Chart Showing Candidates Enrolment In 2023 SSCE Internal By State

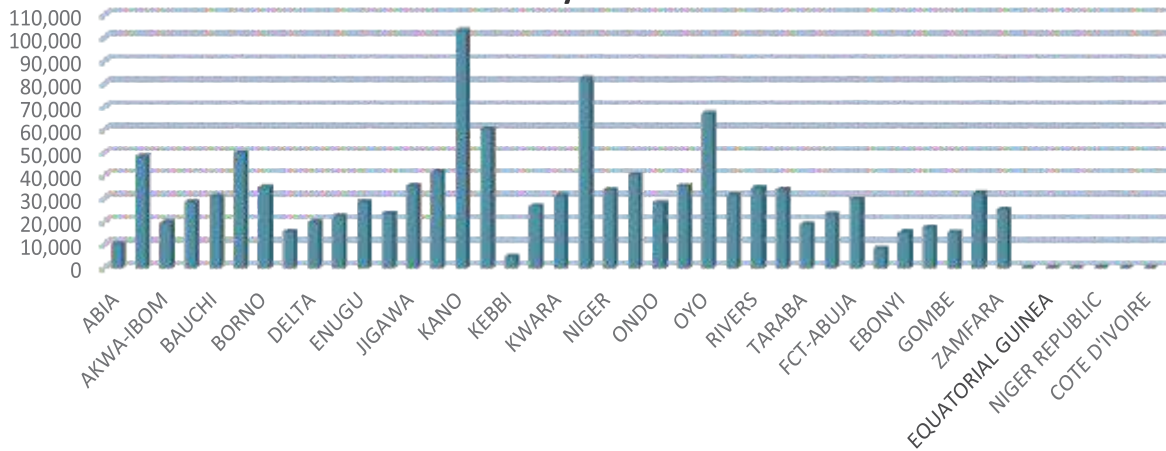
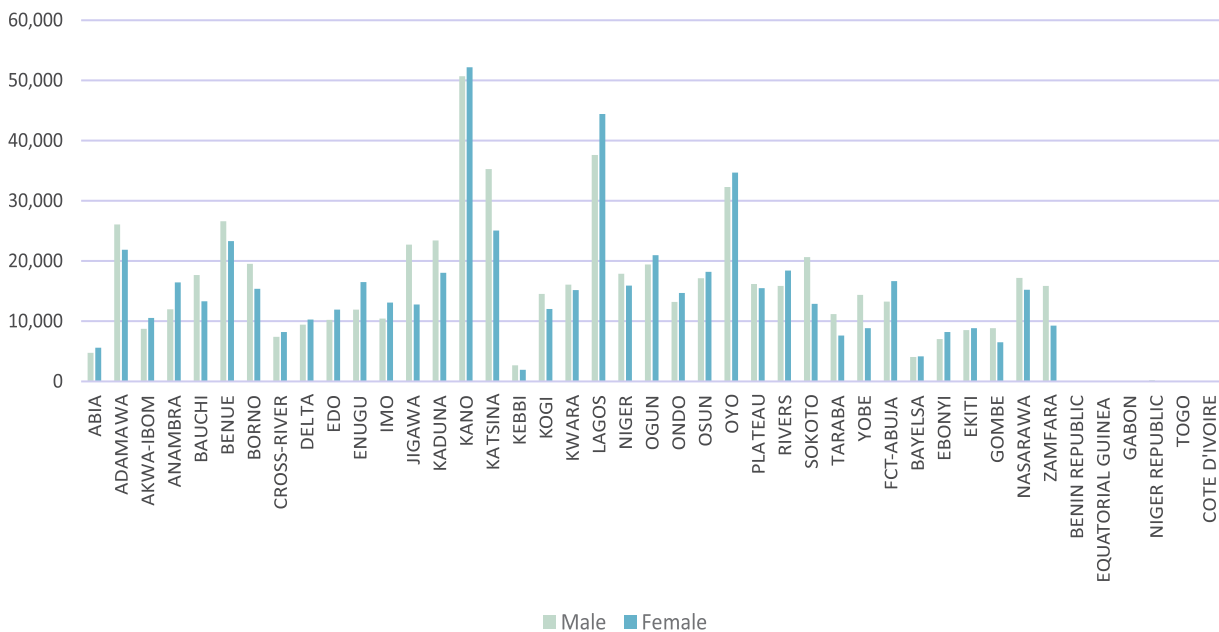


Fig 6: Bar chart showing Candidates' Enrolment in 2023 SSCE Internal by State/Country and Gender



Analysis of Candidates' Enrolment by Geo-Political Zone and Gender

The details of Candidates' enrolment by Geo-Political Zone and Gender in 2023 SSCE Internal are presented as follows.



Table 28(a): SOUTH-EAST ZONE

SOUTH-EAST						
S/No	State	No Registered	Male		Female	
			Reg	%	Reg	%
1	ABIA	10,374	4,754	45.82%	5,620	54.17%
2	ANAMBRA	28,406	11,969	42.13%	16,437	57.86%
3	ENUGU	28,440	11,951	42.02%	16,489	57.97%
4	IMO	23,550	10,462	44.42%	13,088	55.57%
5	EBONYI	15,205	7,017	46.14%	8,188	53.85%
TOTAL		105,975	46,153	43.55%	59,822	56.45%

Table 28(b): SOUTH-WEST ZONE

SOUTH-WEST						
S/No	State	No Registered	Male		Female	
			Reg	%	Reg	%
1	LAGOS	82,065	37,614	45.83%	44,451	54.16%
2	OGUN	40,433	19,438	48.07%	20,995	51.92%
3	ONDO	27,877	13,192	47.32%	14,685	52.67%
4	OSUN	35,322	17,129	48.49%	18,193	51.50%
5	OYO	66,977	32,284	48.20%	34,693	51.79%
6	EKITI	17,348	8,519	49.10%	8,829	50.89%
TOTAL		270,022	128,176	47.47%	141,846	52.53%

Table 28(c): SOUTH-SOUTH ZONE

SOUTH-SOUTH						
S/N	State	No Registered	Male		Female	
			Reg	%	Reg	%
1	AKWA-IBOM	19,245	8,720	45.31%	10,525	54.68%
2	CROSS-RIVER	15,594	7,386	47.36%	8,208	52.63%
3	DELTA	19,712	9,449	47.93%	10,263	52.06%
4	EDO	22,176	10,243	46.18%	11,933	53.81%
5	RIVERS	34,319	15,882	46.27%	18,437	53.72%
6	BAYELSA	8,221	4,034	49.06%	4,187	50.93%
TOTAL		119,267	55,714	46.71%	63,553	53.29%

Table 28(d): NORTH-CENTRAL ZONE

NORTH-CENTRAL						
S/N	State	No Registered	Male		Female	
			Reg	%	Reg	%
1	BENUE	49,965	26,635	53.30%	23,330	46.69%
2	KOGI	26,616	14,557	54.69%	12,059	45.30%



3	KWARA	31,247	16,092	51.49%	15,155	48.50%
4	NIGER	33,779	17,881	52.93%	15,898	47.06%
5	PLATEAU	31,659	16,187	51.12%	15,472	48.87%
6	FCT-ABUJA	29,894	13,253	44.33%	16,641	55.66%
7	NASARAWA	32,411	17,186	53.02%	15,225	46.97%
TOTAL		235,571	121,791	51.70%	113,780	48.30%

Table 28(e): NORTH-EAST ZONE

NORTH-EAST						
S/N	State	No Registered	Male		Female	
			Reg	%	Reg	%
1	ADAMAWA	47,950	26,080	54.39%	21,870	45.61%
2	BAUCHI	31,003	17,681	57.03%	13,322	42.97%
3	BORNO	34,910	19,517	55.90%	15,393	44.09%
4	TARABA	18,764	11,164	59.49%	7,600	40.50%
5	YOBE	23,234	14,376	61.87%	8,858	38.12%
6	GOMBE	15,308	8,821	57.62%	6,487	42.37%
TOTAL		171,169	97,639	57.04%	73,530	42.96%

Table 28(f): NORTH-WEST ZONE

NORTH-WEST						
S/N	State	No Registered	Male		Female	
			Reg	%	Reg	%
1	JIGAWA	35,535	22,736	63.98%	12,799	36.01%
2	KADUNA	41,473	23,437	56.51%	18,036	43.48%
3	KANO	102,896	50,726	49.29%	52,170	50.70%
4	KATSINA	60,360	35,275	58.44%	25,085	41.55%
5	KEBBI	4,603	2,684	58.30%	1,919	41.69%
6	SOKOTO	33,542	20,655	61.57%	12,887	38.42%
7	ZAMFARA	25,159	15,891	63.16%	9,268	36.83%
TOTAL		303,568	171,404	56.46%	132,164	43.54%

Table 28(g): OTHER COUNTRIES

OVERSEAS						
S/N	Country	No Registered	Male		Female	
			Reg	%	Reg	%
1	BENIN REPUBLIC	44	20	45.45%	24	54.54%
2	EQUATORIAL GUINEA	23	8	34.78%	15	65.21%
3	GABON	10	3	30.00%	7	70.00%
4	NIGER REPUBLIC	180	150	83.33%	30	16.66%
5	TOGO	27	11	40.74%	16	59.25%
6	COTE D'IVOIRE	32	15	46.87%	17	53.12%
TOTAL		316	207	65.51%	109	34.49%

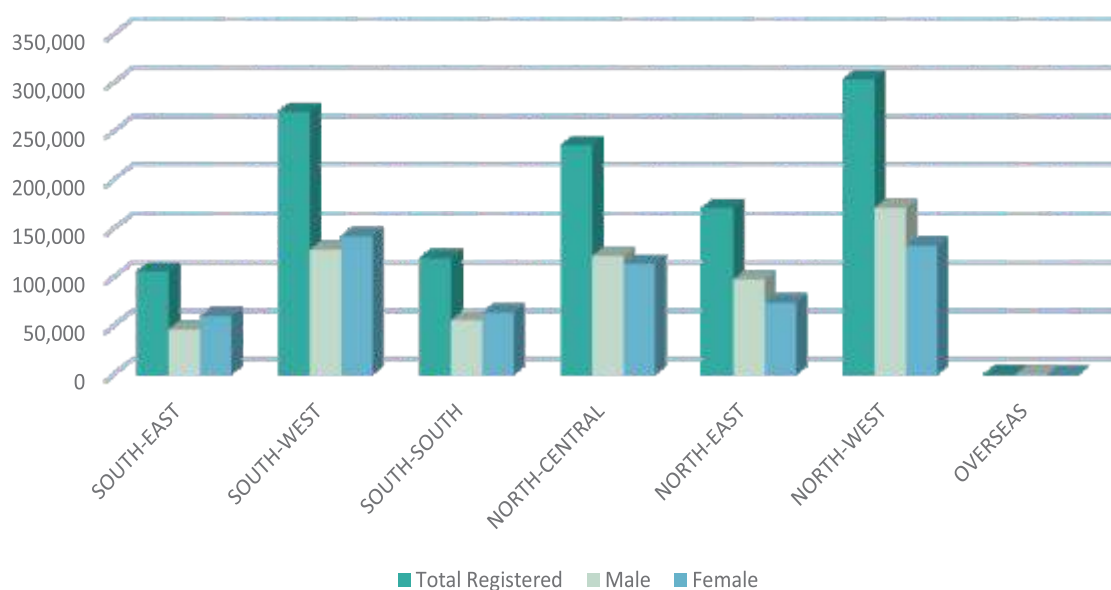


Table 29: SUMMARY OF THE 2023 SSCE INTERNAL ENROLMENT IN THE SIX GEO-POLITICAL ZONES AND OVERSEAS BY GENDER

S/N	Zone	No Registered	Male		Female	
			Reg	%	Reg	%
1	SOUTH-EAST	105,975	46,153	43.55%	59,822	56.45%
2	SOUTH-WEST	270,022	128,176	47.47%	141,846	52.53%
3	SOUTH-SOUTH	119,267	55,714	46.71%	63,553	53.29%
4	NORTH-CENTRAL	235,571	121,791	51.70%	113,780	48.30%
5	NORTH-EAST	171,169	97,639	57.04%	73,530	42.96%
6	NORTH-WEST	303,568	171,404	56.46%	132,164	43.54%
7	OVERSEAS	316	207	65.51%	109	34.49%
TOTAL		1,205,888	621,084	51.50%	584,804	48.50%

From the summary of figures for enrolment by geo political zones as shown in Table 29, it can be deduced that the North-West zone had the highest enrolment figure of 303,568 candidates, while the South-East had the lowest with 105,975 candidates. Enrolment by gender shows that North-West zone also had the highest enrolment figure in the male gender with 171,404 and South-West had the highest enrolment figure in the female candidates with 141,846, while the lowest gender enrolment is from the South-East zone with 46,153 and 59,822 for male and female candidates respectively. The table also reveals that the enrolment for female surpasses their male counterpart for all the Southern geo- political zones whereas the males dominate the enrolment for the Northern geo-political zones. The table further discloses that out of the 316 candidates that enrolled in other countries, 207 are males and 109 are females.

Fig 7: Bar Chart Showing Candidates' Enrolment In 2023 SSCE Internal by Geo-Political Zone and by Gender



2.5.2 Analysis of Candidates' Performance at International, National and State Level using 5 Credits and above including Mathematics and English Language

The Candidates' performance in the 2023 SSCE (Internal) with 5 Credits and above (including Mathematics and English Language) in participating Nationals and States is presented in Table 30.

Table 30: Level of Candidates' Performance (5 Credits and above including Mathematics and English Language) at International, National and State Levels in 2023 SSCE (Internal)

Code	State	No. of Candidates Registered	No. of Candidates Sat	No. of Candidates with 5 credits and above including Mathematics and English Language	Percentage
001	ABIA	10,374	10,316	8,823	85.53%
002	ADAMAWA	47,950	47,339	24,548	51.86%
003	AKWA-IBOM	19,245	19,096	12,540	65.67%
004	ANAMBRA	28,406	28,178	19,948	70.79%
005	BAUCHI	31,003	30,909	17,292	55.94%
006	BENUE	49,965	49,925	31,070	62.23%
007	BORNO	34,910	34,835	19,346	55.54%
008	CROSS-RIVER	15,594	15,537	11,052	71.13%
009	DELTA	19,712	19,537	14,020	71.76%
010	EDO	22,176	22,001	14,703	66.83%
011	ENUGU	28,440	28,177	18,545	65.82%
012	IMO	23,550	23,382	18,892	80.80%
013	JIGAWA	35,535	35,505	17,620	49.63%
014	KADUNA	41,473	41,406	27,909	67.40%
015	KANO	102,896	102,819	55,161	53.65%
016	KATSINA	60,360	60,235	30,782	51.10%
017	KEBBI	4,603	4,601	3,706	80.55%
018	KOGI	26,616	26,579	17,457	65.68%
019	KWARA	31,247	31,199	16,570	53.11%
020	LAGOS	82,065	81,356	61,719	75.86%
021	NIGER	33,779	33,687	15,789	46.87%
022	OGUN	40,433	40,191	28,907	71.92%
023	ONDO	27,877	27,823	16,165	58.10%
024	OSUN	35,322	35,265	24,919	70.66%
025	OYO	66,977	66,861	37,248	55.71%
026	PLATEAU	31,659	31,611	19,532	61.79%
027	RIVERS	34,319	30,863	20,026	64.89%
028	SOKOTO	33,542	32,648	17,178	52.62%
029	TARABA	18,764	18,755	14,214	75.79%
030	YOBE	23,234	23,199	13,805	59.51%
031	FCT-ABUJA	29,894	29,603	18,531	62.60%
032	BAYELSA	8,221	8,098	5,394	66.61%



033	EBONYI	15,205	15,074	10,575	70.15%
034	EKITI	17,348	17,326	12,146	70.10%
035	GOMBE	15,308	15,295	10,378	67.85%
036	NASARAWA	32,411	32,326	20,847	64.49%
037	ZAMFARA	25,159	25,126	9,824	39.10%
070	BENIN REPUBLIC	44	44	31	70.45%
071	EQUATORIAL GUINEA	23	23	21	91.30%
072	GABON	10	10	10	100.00%
073	NIGER REPUBLIC	180	166	111	66.87%
074	TOGO	27	27	21	77.78%
075	COTE D'IVOIRE	32	32	24	75.00%
SUMMARY (INTERNATIONAL)		1,205,888	1,196,985	737,399	61.60%

Table 30 shows that a total of 737,399 candidates representing 61.60% of the candidates that sat for the examination obtained 5 credits and above including Mathematics and English Language. At the state level, candidates from Abia (85.53%), Imo (80.80%), Kebbi (80.55%) and Lagos (75.86%) states had the highest among the 36 states and the FCT, while Zamfara (39.10%), Niger (46.87%) and Jigawa (49.63%) States had the lowest performance. However, among the African countries that sat for the examination, Gabon had 100% followed by Equatorial Guinea (91.30%), Togo (77.78%), Cote D'Ivoire (75.00%), Benin Republic (70.45%) while Niger Republic had 66.87% of candidates that obtained 5 credits above including Mathematics and English Language.

Fig 8b: Level of Candidates' Performance (5 Credits and above including Mathematics and English Language) in 2023 SSCE Internal by State/Country

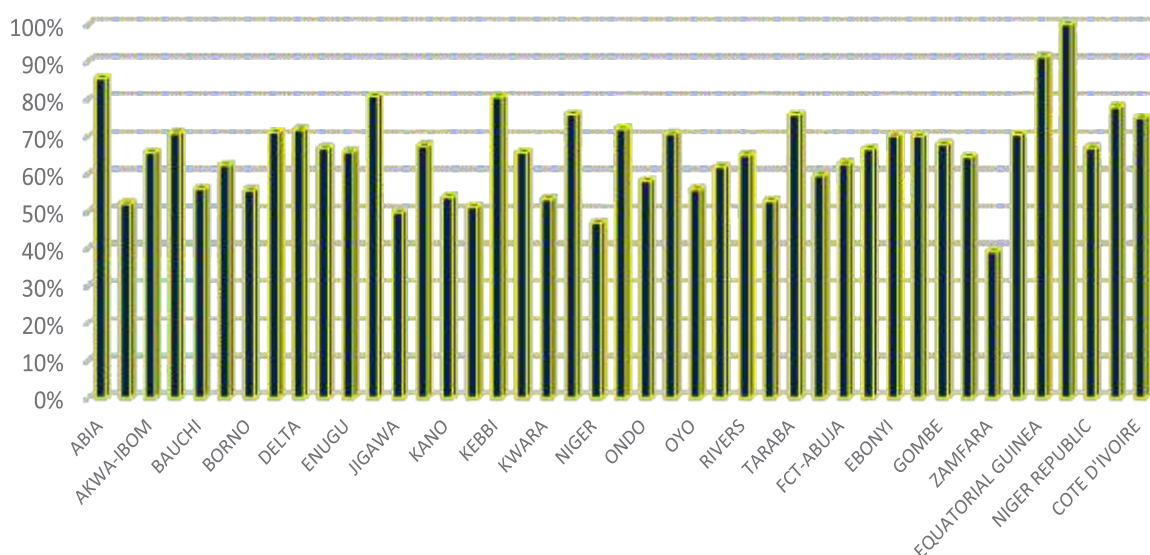
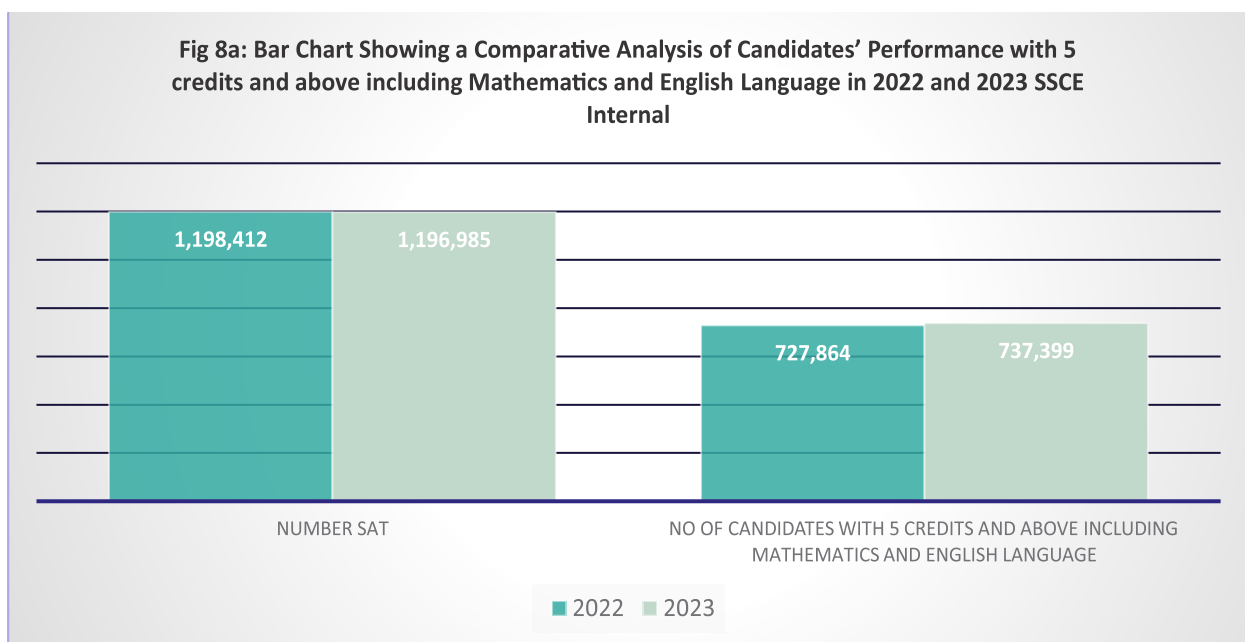


Table 31: A Comparative Analysis of Candidates' performance (5 Credits and above including Mathematics and English Language) in 2022 and 2023 SSCE Internal

Year	Number Sat	No of Candidates with 5 Credits and Above Including Mathematics and English Language	
2022	1,198,412	727,864	60.74 %
2023	1,196,985	737,399	61.60%
Percentage Increase			0.86%

The above analysis indicates that there was a percentage increase of 0.86% in the number of candidates that obtained five (5) credits and above including Mathematics and English Language in 2023 SSCE Internal as against that of 2022.

Fig 8a: Bar Chart Showing a Comparative Analysis of Candidates' Performance with 5 credits and above including Mathematics and English Language in 2022 and 2023 SSCE Internal



Level of Candidates' Performance (5 Credits and above Irrespective of Mathematics and English Language) at International, National and State Levels in the 2023 SSCE Internal.

The details of Candidates' Performance at International, National and State levels with 5 credits and above irrespective of Mathematics and English Language in the 2023 SSCE Internal is presented in Table 32.

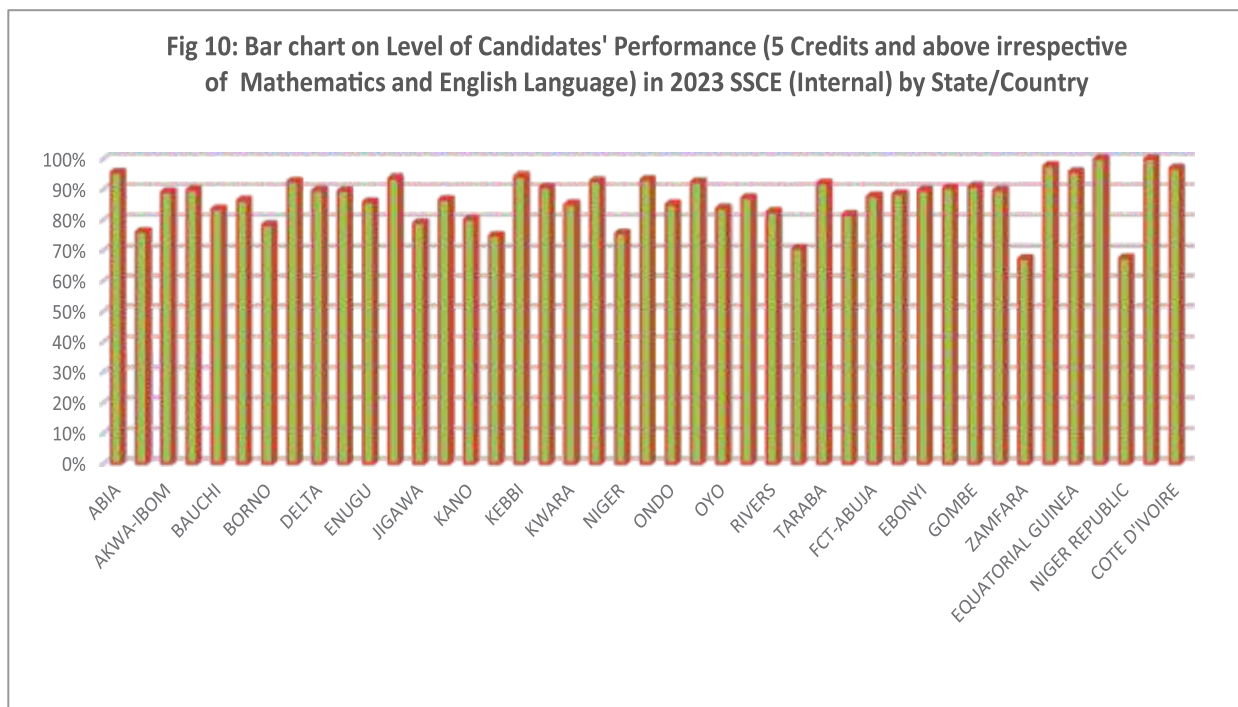


Table 32: Level of Candidates' Performance (5 Credits and above Irrespective of Mathematics and English Language) at International, National and State Levels in 2023 SSCE Internal

Code	State	No. of Candidates Registered	No. of Candidates Sat	No. of Candidates with 5 Credits and above Irrespective of Mathematics and English Language	Percentage
001	ABIA	10,374	10,316	9,852	95.50%
002	ADAMAWA	47,950	47,339	36,018	76.09%
003	AKWA-IBOM	19,245	19,096	17,024	89.15%
004	ANAMBRA	28,406	28,178	25,315	89.84%
005	BAUCHI	31,003	30,909	25,813	83.51%
006	BENUE	49,965	49,925	43,089	86.31%
007	BORNO	34,910	34,835	27,276	78.30%
008	CROSS-RIVER	15,594	15,537	14,373	92.51%
009	DELTA	19,712	19,537	17,527	89.71%
010	EDO	22,176	22,001	19,700	89.54%
011	ENUGU	28,440	28,177	24,190	85.85%
012	IMO	23,550	23,382	21,867	93.52%
013	JIGAWA	35,535	35,505	28,056	79.02%
014	KADUNA	41,473	41,406	35,859	86.60%
015	KANO	102,896	102,819	82,416	80.16%
016	KATSINA	60,360	60,235	45,068	74.82%
017	KEBBI	4,603	4,601	4,333	94.18%
018	KOGI	26,616	26,579	24,104	90.69%
019	KWARA	31,247	31,199	26,555	85.11%
020	LAGOS	82,065	81,356	75,400	92.68%
021	NIGER	33,779	33,687	25,469	75.60%
022	OGUN	40,433	40,191	37,419	93.10%
023	ONDO	27,877	27,823	23,667	85.06%
024	OSUN	35,322	35,265	32,582	92.39%
025	OYO	66,977	66,861	55,995	83.75%
026	PLATEAU	31,659	31,611	27,567	87.21%
027	RIVERS	34,319	30,863	25,482	82.56%
028	SOKOTO	33,542	32,648	23,032	70.55%
029	TARABA	18,764	18,755	17,251	91.98%
030	YOBE	23,234	23,199	18,948	81.68%
031	FCT-ABUJA	29,894	29,603	25,985	87.78%
032	BAYELSA	8,221	8,098	7,167	88.50%
033	EBONYI	15,205	15,074	13,526	89.73%
034	EKITI	17,348	17,326	15,666	90.42%
035	GOMBE	15,308	15,295	13,897	90.86%
036	NASARAWA	32,411	32,326	29,003	89.72%
037	ZAMFARA	25,159	25,126	16,900	67.26%
070	BENIN REPUBLIC	44	44	43	97.73%
071	EQUATORIAL GUINEA	23	23	22	95.65%
072	GABON	10	10	10	100.00%
073	NIGER REPUBLIC	180	166	112	67.47%
074	TOGO	27	27	27	100.00%
075	COTE D'IVOIRE	32	32	31	96.88%
SUMMARY (INTERNATIONAL)		1,205,888	1,196,985	1,013,636	84.68%



Table 32 reveals that 1,013,636 candidates representing 84.68% of the candidates that sat for the examination had 5 credits and above irrespective of Mathematics and English Language. At the state level, Abia (95.50%), Kebbi (94.18%), Imo (93.52%), Ogun (93.10%) and Lagos (92.68%) States topped the list of best performing states, while Zamfara (67.26%), Sokoto (70.55%), and Katsina (74.82%) states had the lowest performance. In the foreign countries that sat for the examination, Gabon and Togo had 100% each followed by Benin Republic (97.73%), Cote D'Ivoire (96.88%), Equatorial Guinea (95.65%) and Niger Republic with the lowest performance of (67.47%).



- **Analysis of Candidates' Performance by Subject in 2023 SSCE Internal**
The details of Candidates' Performance by Subject in the 2023 SSCE Internal are presented in Table 33.

Table 33 (a): Level of Candidates' Performance by Subject in 2023 SSCE Internal

Subject	No of Candidates Registered	No of Candidates Sat	Distinction (A1-B3)	Credit (C4-C6)	Pass (D7-E8)	Fail (F9)
English Language	1,205,888	1,187,410	276,135 23.26%	659,613 55.55%	201,274 16.95%	48,340 4.07%
General Mathematics	1,205,888	1,185,618	242,371 20.44%	653,462 55.12%	238,002 20.07%	49,486 4.17%
Civic Education	1,205,888	1,182,061	273,176 23.11%	633,708 53.61%	230,162 19.47%	44,172 3.74%
Biology	814,550	802,877	171,644 21.38%	434,193 54.08%	163,687 20.39%	32,766 4.08%
Chemistry	653,967	646,229	148,997 23.06%	343,129 53.10%	127,228 19.69%	26,362 4.08%
Physics	653,865	645,493	135,693 21.02%	358,338 55.51%	123,574 19.14%	27,122 4.20%
Further Mathematics	34,764	32,939	8,333 25.30%	17,283 52.47%	5,947 18.05%	1,355 4.11%



Health Education	8,945	8,479	1,727 20.37%	4,923 58.06%	1,511 17.82%	315 3.72%
Agricultural Science	411,738	403,726	77,886 19.29%	236,831 58.66%	73,899 18.30%	14,861 3.68%
Physical Education	7,493	7,013	1,543 22.00%	4,021 57.34%	1,124 16.03%	325 4.63%
Computer Studies	126,353	121,828	26,456 21.72%	65,275 53.58%	25,047 20.56%	4,552 3.74%
Technical Drawing	15,912	15,293	3,493 22.84%	8,175 53.46%	3,100 20.27%	520 3.40%
Metal Work	1,189	1,124	241 21.44%	541 48.13%	130 11.57%	21 1.87%
Basic Electricity	2,206	2,156	485 22.50%	1,198 55.57%	390 18.09%	82 3.80%
Electronics	161	142	32 22.54%	76 53.52%	28 19.72%	6 4.23%
Auto Mechanics	326	307	77 25.08%	171 55.70%	49 15.96%	10 3.26%
Building Construction	1,073	1,038	224 21.58%	588 56.65%	184 17.73%	42 4.05%
Wood Work	455	440	115 26.14%	233 52.95%	86 19.55%	6 1.36%
Home Management	10,793	10,370	2,400 23.14%	5,553 53.55%	2,029 19.57%	388 3.74%
Foods & Nutrition	20,162	18,509	3,797 20.51%	10,398 56.18%	3,583 19.36%	713 3.85%
Christian Religious Studies	261,694	249,365	56,653 22.72%	131,115 52.58%	51,608 20.70%	9,834 3.94%
Islamic Studies	417,202	404,229	90,214 22.32%	220,844 54.63%	77,802 19.25%	15,152 3.75%
Visual Art	3,824	3,478	840 24.15%	1,891 54.37%	620 17.83%	127 3.65%
Music	135	113	24 21.24%	62 54.87%	22 19.47%	5 4.42%
History	19,357	18,193	3,942 21.67%	10,186 55.99%	3,412 18.75%	646 3.55%
Geography	383,282	374,213	90,315 24.13%	204,965 54.77%	64,094 17.13%	14,439 3.86%
Government	471,568	459,319	104,899 22.84%	245,273 53.40%	89,762 19.54%	18,982 4.13%
Economics	749,417	728,254	148,965 20.46%	421,659 57.90%	123,624 16.98%	33,312 4.57%
Literature in English	297,412	291,921	61,114 20.94%	167,138 57.25%	50,891 17.43%	12,313 4.22%
French	4,197	3,905	820 21.00%	2,203 56.41%	729 18.67%	153 3.92%
Arabic	17,368	16,725	4,195 25.08%	8,666 51.81%	3,187 19.06%	662 3.96%
Hausa	173,652	167,135	35,908 21.48%	90,665 54.25%	33,778 20.21%	6,695 4.01%
Igbo	78,604	75,870	16,804 22.15%	41,799 55.09%	14,496 19.11%	2,757 3.63%
Yoruba	123,981	121,577	29,910 24.60%	62,639 51.52%	24,386 20.06%	4,601 3.78%



Edo	34	16	4 25.00%	8 50.00%	3 18.75%	1 6.25%
Efik	14	5	2 40.00%	3 60.00%	0 0.00%	0 0.00%
Ibibio	66	62	16 25.81%	33 53.23%	11 17.74%	2 3.23%
Stores Management	429	407	92 22.60%	219 53.81%	77 18.92%	19 4.67%
Financial Accounting	95,083	92,063	19,193 20.85%	52,302 56.81%	16,579 18.01%	3,902 4.24%
Commerce	135,949	131,587	29,017 22.05%	74,016 56.25%	23,338 17.74%	5,125 3.89%
Office Practice	9,936	9,634	2,182 22.65%	5,275 54.75%	1,817 18.86%	354 3.67%
Insurance	1,645	1,588	375 23.61%	841 52.96%	314 19.77%	58 3.65%
Auto Body Repair and Spray Painting	89	88	19 21.59%	51 57.95%	15 17.05%	3 3.41%
Auto Electrical Work	31	25	5 20.00%	14 56.00%	5 20.00%	1 4.00%
Auto Mechanical Works	1,583	1,514	379 25.03%	795 52.51%	278 18.36%	62 4.10%
Auto Parts Merchandising	22	20	5 25.00%	10 50.00%	5 25.00%	0 0.00%
Air condition and Refrigeration	132	131	31 23.66%	71 54.20%	23 17.56%	5 3.82%
Welding and Fabrication, Engineering Craft Practice	654	645	159 24.65%	341 52.87%	125 19.38%	20 3.10%
Electrical Installation and Maintenance Work	5,508	5,434	1,328 24.44%	2,936 54.03%	998 18.37%	171 3.15%
Radio, Television and Electronics Work	541	506	123 24.31%	278 54.94%	90 17.79%	15 2.96%
Block Laying, Brick Laying and Concrete Work	1,594	1,573	392 24.92%	827 52.57%	296 18.82%	57 3.62%
Painting and Decorating	2,427	2,286	564 24.67%	1,196 52.32%	456 19.95%	70 3.06%
Plumbing and Pipe Fitting	173	169	36 21.30%	95 56.21%	32 18.93%	6 3.55%
Machine Woodworking	40	39	11 28.21%	21 53.85%	6 15.38%	1 2.56%
Carpentry and Joinery	711	700	158 22.57%	397 56.71%	121 17.29%	24 3.43%
Furniture Making	203	191	47 24.61%	100 52.36%	39 20.42%	5 2.62%
Upholstery	16	16	4 25.00%	8 50.00%	4 25.00%	0 0.00%
Catering Craft Practice	56,670	53,983	12,077 22.37%	29,824 55.25%	9,916 18.37%	2,149 3.98%
Garment Making	5,024	4,652	934 20.08%	2,678 57.57%	856 18.40%	184 3.96%
Clothing and Textiles	136	131	31 23.66%	69 52.67%	27 20.61%	4 3.05%
Dyeing and Bleaching	11,958	11,160	2,920 26.16%	5,699 51.07%	2,140 19.18%	401 3.59%
Printing Craft Practice	67	58	11 18.97%	33 56.90%	12 20.69%	2 3.45%



Cosmetology	1,889	1,811	475 26.23%	998 55.11%	266 14.69%	72 3.98%
Photography	1,719	1,523	335 22.00%	847 55.61%	296 19.44%	45 2.95%
Mining	11	3	0 0.00%	3 100.00%	0 0.00%	0 0.00%
Tourism	18,704	17,958	4,512 25.13%	9,583 53.36%	3,137 17.47%	726 4.04%
Leather Goods Manufacturing and Repairs	2,354	2,352	583 24.79%	1,242 52.81%	441 18.75%	86 3.66%
Stenography	15	14	2 14.29%	9 64.29%	3 21.43%	0 0.00%
Data Processing	103,778	101,179	21,044 20.80%	57,324 56.66%	18,699 18.48%	4,030 3.98%
Store Keeping	614	579	140 24.18%	308 53.20%	107 18.48%	24 4.15%
Book Keeping	25,054	23,143	5,247 22.67%	12,592 54.41%	4,448 19.22%	844 3.65%
GSM Maintenance and Repairs	332	320	67 20.94%	175 54.69%	66 20.63%	12 3.75%
Animal Husbandry	321,871	321,285	80,718 25.12%	172,843 53.80%	54,516 16.97%	12,548 3.91%
Fisheries	43,456	42,459	9,169 21.59%	23,351 55.00%	8,417 19.82%	1,504 3.54%
Marketing	597,185	572,043	118,752 20.76%	328,122 57.36%	102,924 17.99%	21,747 3.80%
Salesmanship	1,319	1,211	257 21.22%	662 54.67%	249 20.56%	43 3.55%

Table 33(a) shows how candidates performed in each of the seventy-six (76) subjects examined in SSCE Internal examination. The categories of performance are expressed as Distinction (A1-B3), Credit (C4-C6), Pass (D7, E8) and Fail (F9). The table shows that the number of candidates that sat for the Core Subjects are: English Language (1,187,410), Mathematics (1,185,618) and Civic Education (1,182,061). Out of the candidates, English Language 276,135 (23.26%), Mathematics 242,371 (20.44%), and Civic Education 273,176 (23.11%) falls within the Distinction category. The Credit category recorded the highest number of candidates' performance with English Language 659,613 (55.55%), Mathematics 653,462 (55.12%) and Civic Education 237,176 (53.61%) respectively. In addition, the Pass category had English Language 201,274 (16.95%), Mathematics 238,002 (20.07%) and Civic Education 230,162 (19.47%) while the Fail category had English Language 48,340 (4.07%), Mathematics 49,486 (4.17%) and Civic Education 44,172 (3.74%) candidates.

In the Sciences, Biology (802,877) had the highest number of candidates followed by Chemistry (646,229) and Physics (645,493) that sat for the examination. Chemistry 148,997 (23.06%) recorded the highest percentage of candidate that had Distinction followed by Biology 171,644 (21.38%) and Physics 135,693 (21.02%). At the Credit level, Physics 358,338 (55.51%) had the highest performance, while Biology 434,193 (54.08%) and Chemistry 343,129 (53.10%) followed respectively. Biology 163,687 (20.39%) recorded the highest percentage in the Pass category followed by Chemistry 127,228 (19.69%) and Physics 123,574 (19.14%). At the Fail category,



Physics 27,122 (4.20%) is the highest with Biology 32,766 (4.08%) and Chemistry 26,362 (4.08%) candidates.

In Humanities, Economics (728,254) recorded the highest number of candidates that sat for the examination followed by Government (459,319) and Islamic Studies (404,229) respectively. At the Distinction level, Government with 104,899 (22.84%) had the highest followed by Islamic Studies 90,214 (22.32%) and Economics 148,965 (20.46%). Considering the Credit level, Economics 421,659 (57.90%) had the highest, followed by Islamic Studies 220,844 (54.63%) and Government 245,273 (53.40%). However, Government 89,762 (19.54%) recorded the highest percentage within the Pass category while Economics 33,312 (4.57%) recorded the highest in the Fail category.

In the Entrepreneurial Subjects, Marketing (572,043) recorded the highest number of candidates that sat for the examination, followed by Animal Husbandry (321,285) and Data Processing (101,179) respectively. Considering these three entrepreneurial subjects, Animal Husbandry 80,718 (25.12%) had the highest percentage at Distinction level followed by Data Processing 21,044 (20.80%) and Marketing 118,752 (20.76%). At the Credit level, Marketing 328,122 (57.36%) recorded the highest performance followed by Data Processing 57,324 (56.66%) and Animal Husbandry 172,843 (53.80%). Data Processing recorded the highest in both Pass 18,699 (18.48%) and Fail 4,030 (3.98%) categories respectively.

Fig 11: Bar chart of Candidates' Performance in the core Subjects in 2023 SSCE Internal

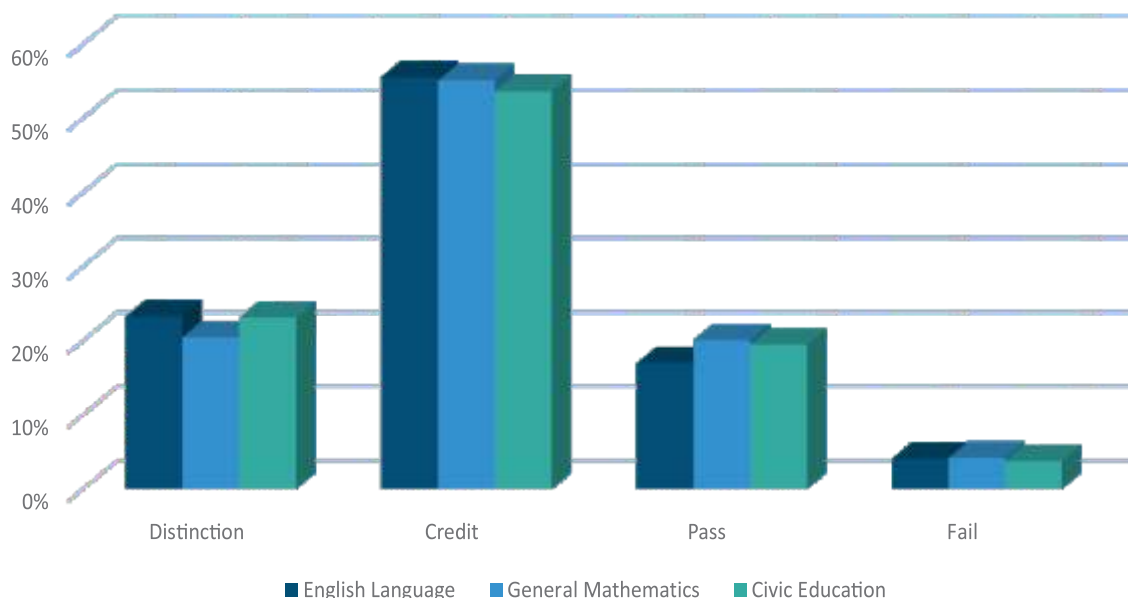


Table 33(b): Overall Best Ten (10) Candidates, Nationwide in 2023 SSCE (Internal)

S/No	Name of Candidate	Gender	School Name	State	Subject/Grade			
1	Okafor Chima Christian	Male	St. Paul's Academy Jos	Plateau	English Language	A1	Mathematics	A1
					Civic Education	A1	Biology	A1
					Chemistry	A1	Physics	A1
					Computer Studies	A1	Economics	A1
					Marketing	A1		
2	Benson Ifebube Chelsea	Female	Renaissance Garden Secondary School, Ago-Okota,	Lagos	English Language	A1	Mathematics	A1
					Civic Education	A1	Biology	A1
					Chemistry	A1	Physics	A1
					Further Mathematics	A1	Economics	A1
					Data Processing	A1		
3	Taleatu Charles Oluwatimilehin	Male	Oritamefa Bapt. Model School, Ibadan	Oyo	English Language	A1	Mathematics	A1
					Civic Education	B3	Biology	A1
					Chemistry	A1	Physics	A1
					Further Mathematics	A1	Geography	A1
					Data Processing	A1		
4	Orji Chinedu Francis	Male	St. Paul's Academy Jos	Plateau	English Language	A1	Mathematics	A1
					Civic Education	B2	Biology	A1
					Chemistry	A1	Physics	A1
					Agricultural Science	A1	Geography	A1
					Marketing	A1		
5	Nwofor Precious Ifeoma	Female	St. Paul's Academy Jos	Plateau	English Language	A1	Mathematics	A1
					Civic Education	B2	Biology	A1
					Chemistry	A1	Physics	A1
					Agricultural Science	A1	Geography	A1
					Marketing	A1		
6	Moses Hope Ihechimerere	Female	Faithland High School, Sango Otta	Ogun	English Language	A1	Mathematics	A1
					Civic Education	A1	C R S	A1
					Government	A1	Economics	A1
					Literature in English	A1	French	A1
					Marketing	A1		
7	Ajao Oluwafisayo Dorcas	Female	Valencia College, Ibadan	Oyo	English Language	A1	Mathematics	A1
					Civic Education	B2	C R S	B2
					History	A1	Government	A1
					Economics	A1	Literature in English	A1
					Data Processing	A1		
8	Adedowole Oluwajuwon Benjamin	Male	Greater Tomorrow College, Arigidi-Akoko	Ondo	English Language	A1	Mathematics	A1
					Civic Education	A1	Biology	A1
					Chemistry	A1	Physics	A1
					Further Mathematics	A1	Computer Studies	A1
					Animal Husbandry	A1		
9	Marcel Sonia Chidera	Female	Dority International Early Learning School, Abayi, Aba	Abia	English Language	A1	Mathematics	A1
					Civic Education	A1	Biology	A1
					C R S	A1	Government	A1
					Literature in English	A1	French	A1
					Data Processing	A1		
10	Nnamdi Ugochukwu Harry	Male	Bishop Okoye Spiritan Secondary School, Oyigbo	Rivers	English Language	A1	Mathematics	A1
					Civic Education	B3	Chemistry	A1
					Physics	A1	Further Mathematics	A1
					Computer Studies	A1	Technical Drawing	A1
					Data Processing	A1		

Note: The state here represents the state where the school is located.



2.5.3 Analysis of Examination Malpractice Cases in 2023 SSCE (Internal)

The 2023 Senior School Certificate Examination (SSCE) Internal which commenced on July 3rd and ended August 11th, 2023 was conducted in 36 States of the Federation, including FCT as well as some foreign countries; Benin Republic, Niger Republic, Equatorial Guinea, Cote D'Ivoire and Togo.

Cases of Examination Malpractice received from both monitoring of examination and Marking Exercise were collated. Thereafter, they were validated and scrutinized at the two Levels of Examination Malpractice Committees. Below is the analysis of malpractice cases.

Table 34: LEVEL OF EXAMINATION MALPRACTICE AT WHOLE SCHOOL/CENTRE CASES/PERCENTAGES BY STATES in the 2023 SSCE Internal

Code	State	No. of Schools	No. of Whole Centre Mal. Cases per State	Percentage of whole Centre Mal. Cases by Total Centres in Each State
001	ABIA	291	1	0.34%
002	ADAMAWA	469	0	0%
003	AKWA-IBOM	458	12	2.62%
004	ANAMBRA	559	0	0%
005	BAUCHI	378	0	0%
006	BENUE	948	4	0.42%
007	BORNO	192	3	1.56%
008	CROSS-RIVER	426	0	0%
009	DELTA	647	1	0.15%
010	EDO	621	0	0%
011	ENUGU	556	1	0.18%
012	IMO	571	0	0%
013	JIGAWA	246	1	0.41%
014	KADUNA	755	4	0.53%
015	KANO	1087	18	1.66%
016	KATSINA	403	7	1.74%
017	KEBBI	82	0	0%
018	KOGI	584	1	0.17%
019	KWARA	603	1	0.17%
020	LAGOS	1292	7	0.54%
021	NIGER	562	13	2.47%
022	OGUN	996	1	0.10%
023	ONDO	588	0	0%
024	OSUN	770	1	0.13%
025	OYO	1181	0	0%
026	PLATEAU	819	4	0.49%
027	RIVERS	692	1	0.14%



028	SOKOTO	198	1	0.51%
029	TARABA	400	1	0.25%
030	YOBE	141	0	0%
031	FCT-ABUJA	433	1	0.23%
032	BAYELSA	177	0	0%
033	EBONYI	347	1	0.29%
034	EKITI	338	0	0%
035	GOMBE	235	1	0.43%
036	NASARAWA	639	6	0.94%
037	ZAMFARA	243	1	0.41%
Total		19891	93	0.47%

Table 34 shows a total of Ninety-three (93) Schools involved in Whole Centre Cases in several subjects across Twenty-Five (25) States and FCT.

States with high level of Whole Centre Malpractice Cases are Kano (18), Akwa Ibom (12), Niger (13), Lagos (07), while Nasarawa (06) and Katsina is with (07) each.

States with the least number of Whole Centre Cases are: Abia (01), Delta (01) Enugu (01), Kogi (01), Kwara (01), Ogun (01), Osun (01), Rivers (01), Sokoto (01) Taraba (01), Ebonyi (01), Gombe (01), Zamfara (01) and FCT.

No Whole Centre Case(s) was recorded for the other 12 States of the Federation.

Table 35: Percentages of Individual Malpractice Cases by Total Candidates Who Sat for SSCE 2023 (Internal) in each State.

Code	State	2023		
		Candidates Sat	No. of Cases	Percentage (%)
001	ABIA	10,316	41	0.39%
002	ADAMAWA	47,339	70	0.14%
003	AKWA-IBOM	19,096	591	3.09%
004	ANAMBRA	28,178	13	0.04%
005	BAUCHI	30,909	85	0.27%
006	BENUE	49,925	142	0.28%
007	BORNO	34,835	790	2.26%
008	CROSS-RIVER	15,537	3	0.01%
009	DELTA	19,537	60	0.30%
010	EDO	22,001	9	0.04%
011	ENUGU	28,177	94	0.33%
012	IMO	23,382	19	0.08%
013	JIGAWA	35,505	551	1.55%
014	KADUNA	41,406	1,306	3.15%
015	KANO	102,819	1,280	1.24%
016	KATSINA	60,235	1,022	1.69%
017	KEBBI	4,601	3	0.06%
018	KOGI	26,579	94	0.35%
019	KWARA	31,199	395	1.26%



020	LAGOS	81,356	1,105	1.35%
021	NIGER	33,687	709	2.10%
022	OGUN	40,191	207	0.51%
023	ONDO	27,823	90	0.32%
024	OSUN	35,265	381	1.08%
025	OYO	66,861	215	0.32%
026	PLATEAU	31,611	717	2.26%
027	RIVERS	30,863	92	0.29%
028	SOKOTO	32,634	285	0.87%
029	TARABA	18,755	273	1.45%
030	YOBE	23,199	57	0.24%
031	FCT-ABUJA	29,603	102	0.34%
032	BAYELSA	8,098	13	0.16%
033	EBONYI	15,074	145	0.96%
034	EKITI	17,326	39	0.22%
035	GOMBE	15,295	339	2.21%
036	NASARAWA	32,326	503	1.55%
037	ZAMFARA	25,126	190	0.75%
070	BENIN REPUBLIC	44	0	0.00%
071	EQUATORIAL GUINEA	23	0	0.00%
073	NIGER REPUBLIC	166	0	0.00%
074	TOGO	27	0	0.00%
075	COTE D'I VOIRE	32	0	0.00%
Summary:		12,030		

Table 35 shows that Kaduna, Kano, Lagos and Katsina States ranked the highest in Individual Cases while Cross-River, Kebbi, Edo, Anambra and Bayelsa States ranked the least.

States with high total Malpractice Cases are Kaduna (11.03%), Kano (10.81%), Lagos (9.33%) and Katsina (8.37%).

States with the least total Malpractice Cases are Cross-River & Kebbi each with (0.02%), Edo (0.07%) and Anambra & Bayelsa each with (0.10%).

Table 36: Comparative Analysis of Malpractice Cases by Type in 2022 and 2023 SSCE (Internal)

RULE NO.	MAL. CODE	DESCRIPTION	2022		2023	
			No. INVOLVED IN MALPRACTICE	PERCENTAGE	No. INVOLVED IN MALPRACTICE	PERCENTAGE
01	BFM	BRINGING IN FOREIGN MATERIALS	227	1.67%	261	2.17 %
02	BEC	BRINGING INTO THE HALL ELECTRONIC COMMUNICATIONS GADGETS	148	1.09%	104	0.86 %
03	IRR	IRREGULAR ACTIVITIES INSIDE OR OUTSIDE THE EXAMINATION HALL	202	1.49%	463	3.85 %
04	AAA	AIDING AND ABETTING, SEEKING AND RECEIVING HELP FROM NON-CANDIDATES	313	2.31%	1,813	15.07 %



05	URB	UNRULY BEHAVIOUR IN THE EXAMINATION HALL	28	0.21%	12	0.10 %
06	COL	COLLUSION	1,384	10.20%	2,353	19.56 %
07	IMP	IMPERSONATION	1,154	8.50%	1,975	16.42 %
08	LKG	LEAKAGE (COLLECTIVE)	0	0.00%	0	0.00 %
09	MCH	MASS CHEATING	0	0.00%	0	0.00 %
10	ASC	COLLECTIVE INSULT/ASSAULT AND VIOLENT BEHAVIOUR	0	0.00%	0	0.00 %
11	DWE	BRINGING DANGEROUS WEAPONS INTO THE HALL/PRECINCTS OF THE EXAMINATION HALL	0	0.00%	0	0.00 %
16	ABS	ABSENT BUT HAS ANSWERS SCRIPT(S)	290	2.14%	437	3.63 %
18	CDS	CHEATING DETECTED AT MARKING VENUE (DOUBLE SCRIPTS)	759	5.59%	479	3.98 %
19	CDM	CHEATING DETECTED AT THE MARKING VENUE (COPYING FOREIGN MATERIALS)	8,682	63.98%	3,962	32.93 %
20	UEC	USE OF ELECTRONIC COMMUNICATION GADGETS BROUGHT INTO THE HALL	365	2.69%	162	1.35 %
21	LKI	LEAKAGE (INDIVIDUAL)	0	0.00%	0	0.00 %
22	ASI	INDIVIDUAL INSULT/ASSAULT AND VIOLENT BEHAVIOUR	18	0.13%	9	0.07 %
Summary:			13,570		12,030	

Table 36 shows a total of 12,030 Malpractice Cases were recorded for 2023 SSCE (Internal) whereas a total of 13,570 Malpractice Cases were recorded for 2022 SSCE (Internal).

Table 37: Analysis of Malpractice Cases by Type in 2023 SSCE (Internal)

RULE NO.	MAL. CODE	DESCRIPTION	2023	
			No. INVOLVED IN MALPRACTICE	PERCENTAGE
01	BFM	BRINGING IN FOREIGN MATERIALS	261	2.17 %
02	BEC	BRINGING INTO THE HALL ELECTRONIC COMMUNICATIONS GADGETS	104	0.86 %
03	IRR	IRREGULAR ACTIVITIES INSIDE OR OUTSIDE THE EXAMINATION HALL	463	3.85 %
04	AAA	AIDING AND ABETTING, SEEKING AND RECEIVING HELP FROM NON-CANDIDATES	1,813	15.07 %
05	URB	UNRULY BEHAVIOUR IN THE EXAMINATION HALL	12	0.10 %
06	COL	COLLUSION	2,353	19.56 %
07	IMP	IMPERSONATION	1,975	16.42 %



08	LKG	LEAKAGE (COLLECTIVE)	0	0.00 %
09	MCH	MASS CHEATING	0	0.00 %
10	ASC	COLLECTIVE INSULT/ASSAULT AND VIOLENT BEHAVIOUR	0	0.00 %
11	DWE	BRINGING DANGEROUS WEAPONS INTO THE HALL/PRECINCTS OF THE EXAMINATION HALL	0	0.00 %
16	ABS	ABSENT BUT HAS ANSWERS SCRIPT(S)	437	3.63 %
18	CDS	CHEATING DETECTED AT MARKING VENUE (DOUBLE SCRIPTS)	479	3.98 %
19	CDM	CHEATING DETECTED AT THE MARKING VENUE (COPYING FOREIGN MATERIALS)	3,962	32.93 %
20	UEC	USE OF ELECTRONIC COMMUNICATION GADGETS BROUGHT INTO THE HALL	162	1.35 %
21	LKI	LEAKAGE (INDIVIDUAL)	0	0.00 %
22	ASI	INDIVIDUAL INSULT/ASSAULT AND VIOLENT BEHAVIOUR	9	0.07 %
Summary:			12,030	

Table 37 reveals that Copying from Foreign Materials (33.47%), Collusion (18.26%) and Impersonation (16.68%) were the types of Malpractice that occurred most in the examination.

Table 38: Analysis of Malpractice Cases by Subject by Type, SSCE 2023 (Internal)

SUBJECT	BFM	BEC	IRR	AAA	UBE	COL	IMP	LK G	M CH	A S C	D W E	ABS	CDS	CDM	UEC	L K I	A S I	TOTAL
English Language	27	12	52	212	0	368	219	0	0	0	0	58	67	1,015	18	0	1	2,049
Mathematics	42	2	56	197	3	713	207	0	0	0	0	167	31	864	18	0	1	2,301
Civic Education	18	2	51	209	0	162	224	0	0	0	0	19	49	90	18	0	1	843
Biology	15	7	34	141	2	108	149	0	0	0	0	6	69	42	14	0	1	588
Chemistry	14	4	20	94	0	37	121	0	0	0	0	33	45	135	12	0	1	516
Physics	31	6	20	99	5	215	121	0	0	0	0	24	37	196	12	0	1	767
Further Mathematics	0	0	4	0	0	7	5	0	0	0	0	0	0	1	4	0	0	21
Health Education	0	0	0	0	0	0	0	0	0	0	0	0	1	0	2	0	0	3
Agricultural Science	3	5	6	56	0	0	77	0	0	0	0	4	25	65	8	0	0	249
Physical Education	0	0	0	0	0	0	0	0	0	0	0	0	0	0	0	0	0	0
Computer Studies	0	0	0	11	0	121	3	0	0	0	0	1	11	347	4	0	0	498



SUBJECT	BFM	BEC	IRR	AAA	UBE	COL	IMP	LK G	M CH	A S C	D W E	ABS	CDS	CDM	UEC	L K I	A S I	TOTAL
Technical Drawing	1	0	0	1	0	2	1	0	0	0	0	0	0	0	0	0	0	5
Metal Work	0	0	0	0	0	191	0	0	0	0	0	0	0	0	0	0	0	191
Basic Electricity	0	0	0	0	0	0	1	0	0	0	0	0	0	0	0	0	0	1
Electronics	0	0	0	0	0	0	0	0	0	0	0	0	0	0	0	0	0	0
Auto Mechanics	0	0	0	0	0	0	0	0	0	0	0	0	0	0	0	0	0	0
Building Construction	0	0	0	0	0	0	0	0	0	0	0	0	0	0	0	0	0	0
Wood Work	0	0	0	0	0	0	0	0	0	0	0	0	0	0	0	0	0	0
Home Management	0	0	0	0	0	0	0	0	0	0	0	0	0	0	0	0	0	0
Food & Nutrition	0	1	7	0	0	0	10	0	0	0	0	0	0	0	0	0	0	18
Xtian Religious Studies	4	1	14	41	0	45	41	0	0	0	0	1	2	3	3	0	0	155
Islamic Studies	2	1	15	65	0	0	109	0	0	0	0	2	10	11	2	0	0	217
Visual Art	0	0	0	0	0	0	0	0	0	0	0	0	0	0	0	0	0	0
Music	0	0	0	0	0	0	0	0	0	0	0	0	0	0	0	0	0	0
History	0	0	2	0	0	0	5	0	0	0	0	0	0	0	0	0	0	7
Geography	15	45	6	98	0	36	91	0	0	0	0	33	9	65	2	0	1	401
Government	13	6	33	108	0	6	82	0	0	0	0	11	17	121	6	0	0	403
Economics	13	0	38	151	1	253	141	0	0	0	0	25	32	31	12	0	1	698
Literature in English	12	0	24	48	0	24	63	0	0	0	0	2	16	272	4	0	0	465
French	0	0	0	0	0	0	0	0	0	0	0	0	0	0	0	0	0	0
Arabic	0	0	0	0	0	0	14	0	0	0	0	0	1	0	0	0	0	15
Hausa	0	0	5	29	0	0	36	0	0	0	0	6	5	6	2	0	0	89
Igbo	2	1	1	7	0	0	1	0	0	0	0	0	0	2	0	0	0	14
Yoruba	0	0	9	4	0	0	22	0	0	0	0	0	5	0	1	0	0	41
Edo	0	0	0	0	0	0	0	0	0	0	0	0	0	0	0	0	0	0
Efik	0	0	0	0	0	0	0	0	0	0	0	0	0	0	0	0	0	0
Ibibio	0	0	0	0	0	0	0	0	0	0	0	0	0	0	0	0	0	0
Stores Management	0	0	0	0	0	0	0	0	0	0	0	0	0	0	0	0	0	0
Financial Accounting	6	0	11	15	0	35	16	0	0	0	0	0	3	0	1	0	0	87
Commerce	16	0	11	30	0	0	20	0	0	0	0	1	1	11	1	0	0	91
Office Practice	0	4	1	0	0	0	1	0	0	0	0	0	0	0	0	0	0	6
Insurance	0	0	0	0	0	0	0	0	0	0	0	0	0	0	0	0	0	0
Auto Body Rep & Spray Ptn	0	0	0	0	0	0	0	0	0	0	0	0	0	0	0	0	0	0
Auto Electrical Work	0	0	0	0	0	0	0	0	0	0	0	0	0	0	0	0	0	0
Auto Mechanical Works	0	0	0	0	0	0	0	0	0	0	0	0	0	0	0	0	0	0
Auto Parts Merchandising	0	0	0	0	0	0	0	0	0	0	0	0	0	0	0	0	0	0



SUBJECT	BFM	BEC	IRR	AAA	UBE	COL	IMP	LK G	M CH	A S C	D W E	ABS	CDS	CDM	UEC	L K I	A S I	TOTAL
Air cond. & Refrigeration	1	0	0	0	0	0	0	0	0	0	0	0	0	0	0	0	0	1
Weld. & Fab. Engr Craft p	0	0	0	0	0	0	0	0	0	0	0	0	0	0	0	0	0	0
Elect. Install. Maint. Wk	0	0	0	0	0	0	1	0	0	0	0	0	0	0	0	0	0	1
Radio, TV & Elect. Work	0	0	0	0	0	0	0	0	0	0	0	0	0	0	0	0	0	0
Blk Lay. Brick L. & Conc.	0	0	0	1	0	0	0	0	0	0	0	0	0	0	0	0	0	1
Painting & Decorating	0	0	0	0	0	0	0	0	0	0	0	0	0	0	0	0	0	0
Plumbing & Pipefitting	0	0	0	0	0	0	0	0	0	0	0	0	0	0	0	0	0	0
Machine Woodworking	0	0	0	0	0	0	0	0	0	0	0	0	0	0	0	0	0	0
Carpentry and Joinery	0	0	0	0	0	0	0	0	0	0	0	0	0	0	0	0	0	0
Furniture Making	0	0	0	0	0	0	0	0	0	0	0	0	0	0	0	0	0	0
Upholstery	0	0	0	0	0	0	0	0	0	0	0	0	0	0	0	0	0	0
Catering Craft Practice	0	0	0	0	1	0	4	0	0	0	0	0	4	8	0	0	0	17
Garment Making	0	0	0	0	0	0	0	0	0	0	0	0	0	0	0	0	0	0
Clothing & Textiles	0	0	0	0	0	0	0	0	0	0	0	0	0	0	0	0	0	0
Dyeing and Bleaching	0	0	0	0	0	0	0	0	0	0	0	0	0	0	0	0	0	0
Printing Craft Practice	0	0	0	0	0	0	0	0	0	0	0	0	0	0	0	0	0	0
Cosmetology	0	0	0	0	0	0	0	0	0	0	0	0	0	0	0	0	0	0
Photography	0	0	0	0	0	0	0	0	0	0	0	0	0	0	0	0	0	0
Mining	0	0	0	0	0	0	0	0	0	0	0	0	0	0	0	0	0	0
Tourism	0	0	0	0	0	0	0	0	0	0	0	0	0	0	0	0	0	0
Leather Goods Man. & Rep.	0	0	0	0	0	0	0	0	0	0	0	0	0	0	0	0	0	0
Stenography	0	0	0	0	0	0	0	0	0	0	0	0	0	0	0	0	0	0
Data Processing	10	0	1	1	0	6	13	0	0	0	0	14	2	30	4	0	1	82
Store Keeping	0	0	0	0	0	0	0	0	0	0	0	0	0	0	0	0	0	0
Book Keeping	2	0	2	0	0	2	4	0	0	0	0	0	2	0	0	0	0	12
GSM Maintenance & Repair	0	0	0	0	0	0	0	0	0	0	0	0	0	0	0	0	0	0
Animal Husbandry	6	1	20	11	0	0	63	0	0	0	0	10	14	533	2	0	0	660
Fishery	0	0	0	1	0	2	3	0	0	0	0	0	8	2	2	0	0	18
Marketing	8	6	20	183	0	20	107	0	0	0	0	20	13	112	10	0	0	499
Salesmanship	0	0	0	0	0	0	0	0	0	0	0	0	0	0	0	0	0	0
Summary:	261	104	463	1,813	12	2,353	1,975	0	0	0	0	437	479	3,962	162	0	9	12,030

Table 38 shows that Mathematics (2,301), English Language (2,049), Civic Education (843) and Physics (767) were much liable to Examination Malpractice during the Examination.

Table 39: LEVEL OF EXAMINATION MALPRACTICE AT WHOLE SCHOOL/ CENTRE CASE BY STATE IN 2022 AND 2023 SSCE

S/N	STATE	TOTAL No. OF SCHOOL(S) INVOLVED (2022)	TOTAL No. OF SCHOOL(S) INVOLVED (2023)
1	Abia	-	1
2	Adamawa	-	-
3	Akwa Ibom	11	12
4	Anambra	-	-
5	Bauchi	4	-
6	Benue	6	4
7	Borno	4	3
8	Cross River	2	-



S/N	STATE	TOTAL No. OF SCHOOL(S) INVOLVED (2022)	TOTAL No. OF SCHOOL(S) INVOLVED (2023)
9	Delta	1	1
10	Edo	3	-
11	Enugu	-	1
12	Imo	-	-
13	Jigawa	6	1
14	Kaduna	8	4
15	Kano	5	18
16	Katsina	2	7
17	Kebbi	-	-
18	Kogi	4	1
19	Kwara	2	1
20	Lagos	3	7
21	Niger	12	13
22	Ogun	3	1
23	Ondo	-	-
24	Osun	2	1
25	Oyo	2	-
26	Plateau	-	4
27	River	4	1
28	Sokoto	2	1
29	Taraba	1	1
30	Yobe	-	-
31	Fct Abuja	3	1
32	Bayelsa	-	-
33	Ebonyi	-	1
34	Ekiti	5	-
35	Gombe	4	1
36	Nasarawa	7	6
37	Zamfara	1	1
	Total	107	93

Table 39 shows there was a reduction in the level of Whole School/Centre involvement in Examination Malpractice in 2023 SSCE (Internal) with Ninety-three (93) schools when compared to that of 2022 SSCE (Internal) with One Hundred and Seven (107) schools.

HIGHLIGHTS OF THE EXAMINATION MALPRACTICE CASES

- ❖ Fifty-Two (52) Supervisors were Blacklisted due to Poor Supervision, Insult, Aiding and Abetting during the examination in Adamawa (03), Akwa Ibom (06), Borno (04), Delta (02), Ebonyi (01), Enugu (01), Jigawa (02), Kaduna (01), Kano (04), Kwara (03) Lagos (07), Nasarawa (01), Ogun (02), Oyo (02), Rivers (02) States and FCT-Abuja (11).



2.6 CONDUCT OF 2023 ACCREDITATION AND RE-ACCREDITATION EXERCISE

The details are as follows:

Table 40: Showing Analysis of the Schools Visited in March 2023 Accreditation Exercise

CODE	STATE	SSCE FRESH	SSCE RE-ACCR	BECE FRESH	BECE RE-ACCR	TOTAL No. OF SCHs.
01	ABIA	11	13	4	–	28
02	ADAMAWA	17	47		1	65
03	AKWA IBOM	11	12	9	2	34
04	ANAMBRA	10	25		2	34
05	BAUCHI	15	7			22
06	BENUE	31	76		1	108
07	BORNO	6	16	2	4	28
08	CROSS RIVER	9	38	3	2	52
09	DELTA	8	48	2	1	59
10	EDO	20	218	2	3	243
11	ENUGU	22	52	2	3	79
12	IMO	10	29	14	5	58
13	JIGAWA	31	32		2	65
14	KADUNA	18	9	15	1	43
15	KANO	91	115	3	3	212
16	KATSINA	19	4	1	2	26
17	KEBBI	0	6	1	2	9
18	KOGI	14	13	4	2	9
19	KWARA	16	21	5	5	47
20	LAGOS	29	219	12	59	319
21	NIGER	25	58	4	26	113
22	OGUN	47	57	4	14	122
23	ONDO	9	45	2	5	61
24	OSUN	51	147	5	23	226
25	OYO	32	115	10	53	210
26	PLATEAU	34	38	2	3	77
27	RIVERS	34	16	14	13	77
28	SOKOTO	9	14			23
29	TARABA	14	10		1	25
30	YOBE	7	9		2	18
31	FCT	21	56	35	40	152
32	BAYELSA	1	40			41
33	EBONYI	6	60	6	1	73
34	EKITI	6	157	1		164
35	GOMBE	2	21			23
36	NASARAWA	14	14	1	2	31
37	ZAMFARA	6	2	1		9
38	TOTAL	706	1,859	164	283	3,012
	Foreign	1		1		2
	GRAND TOTAL	707	1,859	165	283	3,014



TABLE 41: Showing Analysis of the Schools Visited in October 2023 Accreditation Exercise

S/N.	STATE	SSCE FRESH	SSCE RE-ACCRE	BECE FRESH	BECE RE-ACCRE	TOTAL No. SCHs.
1	ABIA	2	20	1	3	26
2	ADAMAWA	9	59	2	3	73
3	AKWA-IBOM	0	17	0	1	18
4	ANAMBRA	8	38	1	0	47
5	BAUCHI	6	41	2	0	49
6	BENUE	12	84	0	0	96
7	BORNO	5	10	1	0	16
8	CROSS RIVER	15	30	2	1	48
9	DELTA	19	72	2	0	93
10	EDO	13	63	3	8	87
11	ENUGU	21	47	1	0	69
12	IMO	6	35	12	7	60
13	JIGAWA	0	29	0	0	29
14	KADUNA	26	35	9	12	82
15	KANO	4	38	2	1	45
16	KATSINA	3	12	0	0	15
17	KEBBI	3	7	0	1	11
18	KOGI	15	12	1	0	28
19	KWARA	0	24	2	7	33
20	LAGOS	12	88	5	9	114
21	NIGER	19	27	6	8	60
22	OGUN	32	74	1	9	116
23	ONDO	11	60	3	3	77
24	OSUN	8	28	0	7	43
25	OYO	5	46	3	7	61
26	PLATEAU	10	54	0	3	67
27	RIVERS	23	41	11	23	98
28	SOKOTO	3	7	1	0	11
29	TARABA	10	15	0	1	26
30	YOBE	0	25	0	0	25
31	FCT ABUJA	13	25	5	13	56
32	BAYELSA	5	2	1	0	0
33	EBONYI	1	19	2	4	26
34	EKITI	1	17	0	5	23
35	GOMBE	4	34	0	3	41
36	NASARAWA	21	9	4	4	38
37	ZAMFARA	1	22	0	0	23
38	TOTAL	346	1,266	83	143	1,838
39	FOREIGN	0	0	0	0	0
	GRAND TOTAL	346	1,266	83	143	1,838



TABLE 42: SUMMARY OF 2023 ACCREDITATION

	TOTAL No. OF SCHS VISITED	TOTAL No. OF PUBLIC SCHOOLS	TOTAL No. OF PRIVATE SCHS	TOTAL No. GRANTED FULL ACCRE.	TOTAL No. GRANTED PARTIAL ACCRE	TOTAL No. OF SCHS THAT FAILED ACCRE
Mar-23	3,014	2,007	982	2,989	15	10
Oct-23	1,838	968	800	1,768	50	20
GRAND TOTAL	4,852	2,975	1,782	4,757	65	30

2.7 CONDUCT AND RELEASE OF 2023 BECE-RESIT RESULTS

The Re-sit Examination for BECE is conducted for only English Studies and Mathematics. To qualify for the Re-sit, candidates must have passed Four (4) Subjects with or without English Studies or Mathematics or both.

The 2023 BECE re-sit was conducted between 9th and 10th August, 2023. A total of Fourteen Thousand, Two Hundred and Seventy-six (14,276) candidates registered and sat the Re-sit examination in One Thousand, Four Hundred and Five (1,405) schools.

The results were released on 9th December, 2023 and were dispatched to State and FCT Offices for distribution to affected schools.

2.8 CONDUCT OF 2023 SENIOR SCHOOL CERTIFICATE EXAMINATION (SSCE) EXTERNAL

A total number of Seventy-Four Thousand, Nine Hundred and Fifty (74,950) candidates registered for the examination which took place from 20th November to 20th December, 2023. The number of centres used for the Examination were Four Hundred and One (401). They were supplied under One Hundred and Thirty-Five (135) Custodian Points, and manned by Three Hundred and Sixty-Five (365) Supervisors.

Dual functions were served by Twenty-Two (22) Officers as Daily Distributors/Supervisors; Forty (40) as Daily Distributors/Custodian and Forty-Eight (48) as Custodian Officers/Supervisors while the remaining Custodian Points and Daily Distribution routes were overseen by 134 Custodian Officers and Thirty-Four (34) Daily Distributors respectively. One Boatman was also engaged for riverine area. The Custodian Points comprised of Banks, Police Stations, Sub-Treasuries, Local Government Education Authorities, Emirs/District Heads' Palaces and NECO Offices nationwide.

To ensure smooth conduct of the Examination in the (36) States and the FCT, State Officers served as Examination Administrators.



MARKING AND RELEASE OF 2023 SSCE EXTERNAL RESULTS

Table 43: The 2023 SSCE (Ext.) marking activities were successfully carried out as follows:

S/N	Examination	Preliminary Coordination	Main Marking	Award Committee Meeting	No. of Venues
1	2023 SSCE (Ext.)	9 th and 10 th January, 2024	21 st January– 8 th February, 2024	21 st February, 2024	6

Table 44: Summary of Examiners Per Venue

S/N	STATE	VENUE CODE	NAME OF VENUE	CE	EG I	EG II	EG III	TOTAL
1	BAUCHI	0501	GCDSS BAUCHI	0	0	62	340	402
2	DELTA	0901	AGGS ASABA	0	0	88	436	524
3	ENUGU	1101	UNION SEC SCH AWK	1	11	80	399	491
4	KANO	1501	DSS DALA	4	17	93	506	620
5	NIGER	2101	GSS MINNA	11	18	110	712	851
6	OYO	2502	ISLAMIC H/SCH BASHORUN	8	17	140	700	865
			TOTAL	24	63	573	3093	3753

2.9 ACHIEVEMENTS IN NON-EXAMINATION RELATED ACTIVITIES

2.9.1 RESEARCH ACTIVITIES

- Developed four (4) research proposals and submitted same to the Registrar/CE for consideration and approval. The Registrar/CE gave approval for the research topic titled '*An Evaluation of the National Examinations Council's Accreditation Exercises in Secondary Schools in Nigeria*'. The following achievement were made so far:
 - Developed the research study background, problem statement, purpose of the study and research questions.
 - Developed successfully the research instruments for the study.
 - Successfully conducted pilot testing of research instruments (questionnaire) in three (3) Secondary Schools across Niger State.
 - Analysed, reviewed and critiqued the pilot tested instruments to establish the reliability of the instrument and in line with the research proposal.
 - Successfully administered research instruments for the research on the respondents from the randomly selected Senior Secondary Schools across the Country and Staff of the Council.
 - Coding of the completed questionnaires in readiness for cleaning and analysis is ongoing.

2.9.2 (A) CONDUCT OF 2023 TRIAL TESTING EXERCISE

- The conduct of the 2023 Trial Testing Exercise was preceded by series of pre-trial testing activities which included purposive sampling. Purposive sampling is to ensure that all categories of schools were well represented in the final list of schools that participated in the trial testing exercise. Purposive Sampling of schools in the



six (6) states selected for the 2023 Trial Testing Exercise was successfully conducted from Monday 23rd to Friday 27th January, 2023. A total of One hundred and forty-four (144) schools were sampled across the six (6) selected states of Adamawa, Bayelsa, Abia, Kebbi, Osun and FCT, Abuja by twelve (12) Senior Staff of Psychometrics Department posted for the exercise.

- Printing and Packaging of question papers per Subject/Paper/Type/School/State was completed between 28th February to 4th March, 2023.
- The 2023 Item Trial Testing Exercise was successfully conducted from Tuesday 21st to Saturday 25th March, 2023 in six (6) States, one from each of the six (6) geopolitical zones of the Country. The States involved are: Bauchi (North East), Edo (South South), Imo (South East), Sokoto (North West), Kogi (North Central) and Ekiti (South West).
- A total of One Hundred and Eight (108) Senior Secondary Schools participated in the 2023 trial testing Exercise across the Country with Eighteen (18) Schools selected from each of the Six (6) participating States of Imo, Bauchi, Edo, Kogi, Sokoto and Ekiti.
- Twenty (20) subjects and Twenty-one (21) papers that were trial-tested are: English Language III, English Language IV (Test of Oral), Mathematics III, Civic Education III, Biology III, Economics III, Geography III, Chemistry III, Physics III, Government III, Marketing III, Technical Drawing III, Financial Accounting III, Literature-in- English III, Commerce III, Foods and Nutrition III, Data Processing III, Fisheries III, C. R. S III, I. R. S III. and Animal Husbandry III.
- A total of Two Hundred and Sixty-Nine (269) Senior staff made up of six (6) State Coordinators and 263 supervisors/invigilators were posted for the exercise. The exercise lasted from Tuesday, 21st to Saturday, 25th March, 2023 in Imo, Bauchi, Edo, Kogi, Sokoto and Ekiti.
- The vetting/editing of the worked Optical Mark Reader (OMR) of the testees' responses was successfully done from 3rd to 6th April, 2023. This was to reduce cases of unloadable OMR during scanning.
- The edited worked testees' OMR were successfully scanned and scored by the ICT Department before data analysis and calibration of the testees' responses.

2.9.2 (B) STATISTICS AND DATA ANALYSIS ACTIVITIES

- Successfully conducted a three-day in-house workshop from 30th May, 2023 to 1st June, 2023 on “**The use of Microsoft Excel and SPSS Software for Data Analysis**”, where Seventy-One (71) staff from Psychometrics Department and other Departments participated and acquired requisite knowledge useful to enhance their job efficiency through the three (3) facilitators sourced from Psychometrics Department.
- Successfully completed the Post Examination Item Analysis of 2023 NCEE, BECE and SSCE (Internal), where the performance of the items was determined using X-Calibre 4.2.2.0. The report of the Post Examination item analysis has been submitted to the Registrar/CE and Test Development Department.
- Data analysis and calibration of the scanned testees' responses of the 2023 trial tested items was successfully done using appropriate item response theory software (X-Calibre 4.2.2.0). Result of the analysis is as shown below.



S/N	Subject	Total No. of Analysed Items	Total No. of Accepted Items	Total No. of Items to Improve on	Total No. with Non-Functional Distracters	Keys To Recheck
1.	ENGLISH LANGUAGE III	300	294	6	69	6
2.	ENGLISH LANGUAGE IV	180	176	4	17	4
3.	MATHEMATICS	180	178	2	7	2
4.	CIVIC EDUCATION	180	162	18	88	11
5.	BIOLOGY	180	174	6	10	9
6.	PHYSICS	180	177	3	6	0
7.	CHEMISTRY	180	172	8	12	11
8.	ANIMAL HUSBANDRY	120	118	2	10	2
9.	ECONOMICS	180	177	3	32	1
10.	GOVERNMENT	180	169	11	8	9
11.	GEOGRAPHY	180	174	6	6	6
12.	MARKETING	180	173	7	9	0
13.	FIN. ACCOUNTING	180	180	0	14	4
14.	TECHNICAL DRAWING	150	137	13	51	6
15.	DATA PROCESSING	180	175	5	69	12
16.	COMMERCE	180	163	17	15	1
17.	CRS	180	138	42	85	12
18.	IRS	180	174	6	44	19
19.	FISHERIES	180	150	30	143	4
20.	LIT-IN-ENGLISH	180	173	7	18	7
21.	FOOD AND NUTRITION	180	146	34	179	1
Total No. of Items		3810	3580	230	892	127

- Conducted the critique of 2023 Trial-Tested items from Monday, 9th October to Saturday, 14th October, 2023. The subjects involved were English Language III, English Language IV (Test of Oral), Mathematics III, Civic Education III, Biology III, Economics III, Geography III, Chemistry III, Physics III, Government III, Marketing III, Technical Drawing III, Financial Accounting III, Literature-in- English III, Commerce III, Foods and Nutrition III, Data Processing III, Fisheries III, C. R. S III, I. R. S III. and Animal Husbandry III. The Critique teams which comprised Psychometricians from the Department of Psychometrics and Subject Officers of the twenty (20) trial-tested subjects from the Test Development Department assessed the calibrated result of each item from the data analysis report. A total of sixty-seven (67) participants comprising twenty-five (25) staff from the Psychometrics Department and forty-two (42) Subject Officers of the trial-tested subjects from the Test Development Department participated in the critique exercise at different subject panels.
- The critique report (along with the test items) of the 2023 trial tested items by



Subject/Paper/Type after corrections based on the observations and recommendations made during the critique workshops was submitted to the Registrar/CE on the 6th of November 2023.

- Successfully responded to all requests for data on Council's examinations' results for research purposes from various stakeholders within the year.

2.9.3 ANNUAL GUEST LECTURE SERIES

This was not carried out because of paucity of funds.

2.9.4 CONSULTANCY ACTIVITIES

This was not carried out during the year.

2.9.5 JCCE/ NCE MATTERS

The Council was able to attend the following JCCE/NCE meetings in the year 2023:

- ❖ Reviewed the previous memos from JCCE/NCE of 2022
- ❖ Participated and reported the 2023 JCCE Reference Committee meeting with the theme ***“Addressing the Challenges of Policy Implementation: A Panacea for the Achievement of Education 2030 Agenda”***
- ❖ Attended the JCCE/NCE Reference Committee meeting held at the Conference Hall, College of Medical Sciences, Benue State University, Makurdi, Benue State from Monday 8th to Friday 12th, May, 2023.
- ❖ Submitted memo to the 2023 Joint Consultative Reference Committee meeting in Makurdi with the theme ***“Addressing the Challenges of Policy Implementation: A Panacea for the Achievement of Education 2030 Agenda”***.
- ❖ Attended the 82nd JCCE plenary meeting held at the International Conference Centre, Umuahia, Abia State from Monday 4th to Friday 8th September, 2023.
- ❖ Reported the 82nd JCCE Plenary meeting in the Quarterly Publication of the Council's Newsletter
- ❖ Submitted inputs into the Honourable Ministers' Address at the 67th meeting of the National Council on Education (NCE) to held in Lagos in December 2023

2.9.6 WORKSHOPS/TRAINING FOR STAFF

- One hundred and fifty-six (156) staff were granted approval to further their studies through part-time or study leave without pay.
- Processed applications of Three Hundred and Thirty-two (332) staff who acquired additional qualifications (ND, NCE, HND, B.Sc, B.A, B.A.Ed., B.Sc (Ed), Ph.D. and Professional membership certificates) to enhance their performance on the job.
- Eleven and Thirteen members of Staff was sponsored for AEAA and IAEA conferences respectively in year 2023.

2.9.7 VARIATION ADVICE

Variation Advice was prepared for different categories of Staff as follows:

- Variation Advice for the 2023 Annual Increment of 3,544 Staff.
- Variation Advice for 14 Staff that were upgraded, converted/upgraded.
- Variation Advice for 652 Staff promoted in 2023.

2.9.8 IDENTITY CARDS PROCESSING



In the year 2023, a total of 510 Staff Identity Cards were processed for cases of promotion and damaged/misplaced Identity Cards.

STAFF WELFARE

In the year under review, the following were carried out in respect of Staff Welfare:

➤ Introduction to National Housing Fund (NHF)	-	13
➤ Introduction of Next-of-kin to NHF	-	19
➤ Introduction to National Health Insurance Scheme	-	40
➤ Maternity Leave	-	117
➤ Leave of Absence	-	08
➤ Other Leaves	-	12
➤ Change of Name	-	09
➤ Other Introductory Letters	-	07

2.99 IPPIS HUMAN RESOURCE ACTIVITIES

- This Unit was able to review tax state and location of 116 Staff.
- There was suspension of salary of Eight (8) staff this year.
- There was a review of Pension information of 158 Staff.
- 2023 Staff promotion of 646 Staff was effected.
- Voluntary resignation
- Salary suspension of 8 members of staff.

2.9.10 STAFF NOMINAL ROLL AND DISPOSITION LIST

- The Council was able to produce Staff Nominal Roll on monthly basis and Staff Disposition list on quarterly basis which were distributed to all Directors and other groups as directed.
- Within the year, fifty (50) copies of the Staff Disposition list was produced and taken to the National Assembly (Senate Committee on Federal Character).

2.9.11 APPOINTMENTS AND POSTINGS

Two hundred and nine (209) Staff appointments/deployments were carried out to meet the demands and needs of Departments, Zonal and State Offices.

❖ PROMOTIONS

In line with promotion policies and procedures; the Council carried out the following activities:

- Compilation of list of Staff due for promotion in 2023 from November to December, 2022.
- Preparation of briefs on Staff due for promotion from January to February, 2023.
- Presentation of Promotion list to Management for consideration in March, 2023.
- Conduct of Promotion Examinations for Staff on CONRAISS 06 and above was conducted on the 27th June, 2023.
- Oral interview for staff on Conraiss 13 and above was held on the 28th June, 2023
- 646 members of Staff were promoted to various ranks and Conraiss
- 12 Staff were upgraded

Release of Promotion Examination results with the breakdown as shown below:



S/N	CONRAISS	NO. PROMOTED
1.	13-14	99
2.	12-13	127
3.	11-12	220
4.	09-11	152
5.	08-09	30
6.	07-08	11
7.	06-07	04
8.	05-06	03
Total		646

- Confirmation
The Department did not carry out any Confirmation of appointment.
- ❖ **Discipline**
In compliance with Public Service Rules, Financial Regulations and the Council's Staff Regulations and Conditions of Service, Disciplinary measures appropriated by Management were implemented as shown below:
 - ✓ Twenty-three (23) staff were issued queries
 - ✓ Eight (8) staff salaries was suspended on punitive measures

2.9.12 PENSION MATTERS

- ✓ Update of Nominal Roll in respect of Staff Retirement Savings Account (RSA) for both old and new Staff to PenCom in line with PenCom specification was carried out.
- ✓ Responded to correspondences on Pension Matters and provided information of Staff to Pension Fund Administrators (PFA) and vice versa
- ✓ Responded to complaints on RSA remittances
- ✓ Received and forwarded complaints on the Contributory Pension Scheme to PenCom
- ✓ Received and treated complaints from severed/downsized/retired Staff under the Defined Benefit Scheme

2.9.13 LEAVING THE SERVICE

- ❖ **GROUP LIFE ASSURANCE (DECEASED STAFF CASES)**
- ✓ Nine (9) members of Staff died in year 2023 and had their burial fees paid to their Next-of-Kins.
- ✓ Notification of deaths of Staff that died within the year were prepared and forwarded to the Federal Ministry of Education and Office of the Head of Civil Service of the Federation for preparation and payment of Group Life Assurance due to deceased Staff Next-of-Kin.
- ✓ Letters of introduction were prepared for deceased Staff Next-of-kins to the Pension Fund Administrators.



❖ RETIREMENT/RESIGNATION

- ✓ Forty (40) members of Staff retired in the year from January to December, 2023.
- ✓ forty-six (46) members of Staff who would be retiring between January and December, 2024 were shortlisted and have been enrolled with the National Pension Commission (PenCom).
- ✓ Eleven (11) members of Staff resigned their appointment with the Council within the year.
- ✓ Five (5) members of Staff withdrew their services from the Council within the year.
- ✓ Notification of deaths of staff that died within the year were prepared and forwarded to the Federal Ministry of Education and Office of the Head of Civil Service of the Federation for preparation and payment of Group Life Assurance due to deceased staff Next-of-kin.
- ✓ Letters of introduction were prepared for deceased staff Next-of-kin to the Pension Fund Administrations.
- ✓ Update of Nominal Roll in respect of Staff Retirement Savings Account (RSA) for both old and new staff to PenCom in line with PenCom specification was concluded.
- ✓ Responded to correspondence on Pension Matters and provided information of Staff to Pension Fund Administrators and vice versa.
- ✓ Responded to complaints on RSA remittances.
- ✓ Received and forwarded complaints on the Contributory Pension Scheme to PenCom.
- ✓ Received and treated complaints from severed/downsized/retired staff under the Defined Benefit Scheme.

2.10 OTHER ACHIEVEMENTS IN THE YEAR

- Submission of year 2022 Audited Account to the Federal Ministry of Education, Office of the Accountant-General of the Federation, Office of the Auditor-General for the Federation and National Assembly
- Preparation and presentation of 2023 Budget to Federal Ministry of Education and National Assembly
- Preparation and presentation of 2023 budget performance to the National Assembly
- Remittance of proceeds of examination-based revenues such as SSCE (Internal), SSCE (External), BECE, NCEE, Accreditation and other Council's IGR to Treasury Single Account (TSA)
- Compliance with Treasury and Finance Circular issued by Minister of Finance and the Accountant-General of the Federation
- Successfully presented and defended 2024 – 2026 Medium Term Revenue and Expenditure Framework (MTREF) to Committee on Finance
- Successfully paid outstanding Operating Surplus to the Consolidated Revenue Fund (CRF)
- Successfully paid in advance 2023 operating surplus into Consolidated Revenue Fund (CRF)
- Fulfillment of the Council's mandate through successful conduct of the following;
 - Procurement activities for 2023 BECE Exercise
 - Procurement activities for 2023 SSCE (INTERNAL) Exercise



- Procurement activities for 2023 SSCE (EXTERNAL) Exercise
- Procurement activities for 2023 ACCREDITATION Exercise
- Procurement activities for 2023 NCEE Exercise
- Procurement of relevant Goods, Works and Services for effective operations of the Council.
- Regular and prompt payment of all Supervisors, Invigilators, External Monitors, Civil Defence and other Ad-hoc Staff that participated in the Council's examinations
- Ensured early payment of allowances to Staff, ad-hoc staff and others by removing administrative bottlenecks in the payment process
- Compliance with requirements of Education Committees of the National Assembly
- Ensured compliance with the Public Procurement Act (PPA) of 2007 in carrying out Procurement activities of the Council
- Reduced time-line for production and distribution of printed materials
- Reviewed various tenancy agreements and other contractual documents for the Council
- The Council has ensured monthly update of Accounting Books and records
- Release of Application Programming Interface (API) for e-verify.
- Purchase of the Council's egranary (E-Library System).
- Introduction of new Online Support WhatsApp Numbers to enable clients to lodge in complaints.
- Procurement of Mail Server and creation of Corporate Email account for all staff.
- Establishment of NECO Data Centre
- Renovation and commissioning of a world class NECO ICT Scanning Centre.
- Timely response and resolution of complaints coming from all examinations
- Prompt and efficient customization of OMR sheets used for all the 2023 Examinations
- The Council in conjunction with Service Provider worked to ensure the smooth registration process for the NCEE, BECE, and SSCE (Internal & External) examinations
- Successful completion of the 2023 customization of OMR sheets for NCEE, BECE, and SSCE (Internal & External) examinations
- Bridging the gap between the Council and the public through Online Support services
- Regular and continuous update of accounting books and records
- Timely reporting of observations to the Registrar/Chief Executive, the Accountant General of the Federation and the Auditor General of the Federation
- Establishment and sustenance of rapport with the Council's External Auditors and other External Examiners of the Council's accounting books and records
- Basic Education Certificates for 2011-2012 were received and distributed
- Senior School Certificates for 2019, 2020 and 2021 were received and distributed.



3.0 CHALLENGES/CONSTRAINTS

The following are critical challenges faced by the Council in 2023

- Delay in the release of Appropriated funds by the National Assembly
- Non and late settlement of Debts by some State Governments
- Extortion of Candidates and Schools by Ad-hoc Staff. This is another negative factor because it tells on the image of the Council, thereby affecting the registration base of our examinations
- Lack of computerized database for effective information storage
- Obsolete Computer Systems in the ICT Department. These computer systems need to be replaced to meet with the current challenges posed by the increasing number of candidates
- Insecurity in some parts of the Country resulted in higher operational cost on the Council
- High cost of Diesel and PMS invariably impacted negatively on the cost of distribution of sensitive and non-sensitive materials across the Country
- High inflation as a result of unstable exchange rate
- Delay in settlement of Creditors because of paucity of funds
- Difficulties in paying Some Ad-hoc Staff because of Incorrect account numbers, Dormant Accounts, Joint Account, Company Accounts and sometimes Spouses Account numbers
- Understaffing
- Lack of Human Resource Management software for easy and effective processing of staff information
- Inadequate office equipment e.g. computers and accessories
- Inadequate office space
- Inadequate refresher/training programmes (e.g. workshops/seminars) for staff of the Council
- Delay in the payment of death benefits of staff from the Federal Ministry of Education/Office of the Head of Service of the Federation
- Late feedback from the State Coordinators on the List of Schools for Fresh and Re-accreditation resulting in:
 - delay and distortion of the Budget for the Exercise
 - a lot of problems at the Planning Stage
- Schools not being Re-accredited for many years yet presenting candidates for NECO examinations
- The issuance of entry schedule to Fresh schools yet to be visited for Accreditation purposes



- Lack of prompt remittance of Professional Fees paid by schools into the Council's Account
- Communication gap between the state offices and the schools on the date for Accreditation Exercise
- Late registration by schools and candidates for our examinations thereby affecting planning and procurement processes
- Lack of ICT know-how among many Schools making them surrender all registration activities including guidelines to Cyber Café Operators resulting in many registration errors.
- Non-Validation of offline registration details by some schools before uploading online, resulting into complaints.
- Schools not keeping adequate record of their login details resulting in repeated centre dispute request.
- Poor funding of research activities.



4.0 THE WAY FORWARD

The afore-mentioned challenges could be addressed through the following means:

- Exploration of cost-saving strategies and computerization of some operations
- There is need for the Federal Government to increase and release budgetary allocations to the Council in good time
- Management should collaborate with Security agencies to provide extra security during examinations
- The Council should consider building its own fuel station
- Management should re-introduce payment of commission to stakeholders for NCEE in order to increase registration and participation
- Zonal Directors/State Coordinators should also interact with State Governments from time to time to facilitate debt payment
- Management may engage the service of Finance Expert in recovering its debts
- Ad-hoc staff should be adequately informed during briefing on the consequences of not providing proper account details
- There is need for State Governments that are indebted to the Council to pay their debts as and when due
- Management should pay courtesy calls on State Governments and improve on her public relations.
- Employment of junior staff to fill-in vacant positions for that cadre;
- Computerization and creation of relevant software for the Council to ease processing/storage and retrieval of data;
- Acquisition of additional Line Printers, 50 units of branded computer systems, and high-end, notebooks, office cabinets, and racks.
- Construction of a dedicated hall for the Scanning and Printing Exercises as well as the machines used.
- Purchase of additional Scanners for faster and more efficient service delivery.
- Erring Contractors to be identified for sanctions
- End users should be requested to forward their requisitions ahead of time
- For the security of materials and prompt production of necessary documents, there is the need for the Council to establish its own printing press
- Bilingual secretaries should be employed to cater for subjects like Arabic, French, and some Nigerian Languages
- Provision of a warehouse or Hall for the safe keeping of sensitive documents



- There is need for the sustenance of the In-House Seminars/Workshops organized for Staff to improve on their skills and knowledge
- Supervisors who prove inefficient or incompetent should always be dropped without any delay
- Trial-Tested and analyzed test items should be returned to Subject Officers to enable them improve on the items where necessary
- Training and development of Audit Staff in some areas of audit specialties – particularly in areas relating to System Audit, and Forensic Audit
- Deployment of qualified Security Personnel
- Deployment of internet connectivity, internet security, and corporate email system for all Staff in the Council
- Refurbishment of the present OMR Scanners to function optimally
- Provision of a functioning backup station/ data centre
- Purchase of security doors with fingerprint verification access to some offices in the ICT Department
- Organising regular Seminars/Workshops on handling malpractice cases for Staff and External Monitors
- Adequate Briefing of Staff and External Monitors on the compilation and accurate reporting of Malpractice Cases
- Internet Services to be fixed in all Departments of the Council for easy access to information
- Staff training and re-training should be encouraged to enhance productivity in the work place
- Collaborate with other International Examination bodies to be abreast with the current trends and best practices
- State Coordinators should desist from issuing Entry Schedule to schools that have not been visited for Fresh Accreditation/Re-accreditation.
- State Coordinators should communicate dates of Accreditation Exercise to schools as soon as possible
- The Management should approve a timeframe for attending to complaints on examination results i.e after five years of releasing the results
- Need for periodic and regular training and retraining of Staff (e.g. Conferences, Seminars, Workshops, etc.) to enhance job efficiency
- Annual Guest Lecture Series to be reinstated and funded
- Funds to be made available for the furnishing of Data Analysis Studio, installation of the procured LAN network facilities and interconnection of the systems
- Electronic Item Banking to be prioritized
- Procurement of additional Biometric Verification Devices that would go round all the schools during Examinations. One device per school is ideal
- The Council should introduce Annual Retreat and invite all stakeholders (Federal and State Ministries of Education Officials, ANCOPPS representatives etc.) to keep them abreast with the Council's activities and also to get feedback from them.
- The Council should continue to organize regular refresher workshops and seminars for her staff to keep them abreast of their duties and current trends in the Assessment Industry.
- State Governments, Schools and Candidates should be enlightened on the



- need to register within stipulated period to avoid errors associated with registering late.
- Annual training for Examination Officers of schools in all the 36 States and the FCT on the registration process.
 - Desk officers in the State Offices should be sensitized on how to handle complaints.
 - Adequate mechanism for moving complaints promptly to and from States Offices through the Zonal Directorate to the Headquarters.
 - The Council should computerize complaints and feedback system for proper service delivery.
 - Adequate and timely funds should be released for research activities.
 - Desk Officers in the State Offices should be sensitized on how to handle complaints
 - The Management should continue to pay courtesy calls on Commissioners of Education and State Governors to solicit for their cooperation and patronage
 - Reward of Excellence to the Council's Staff, both permanent and ad-hoc should be given top priority by Management as this would motivate and encourage better performance
 - Supervisors found culpable on involvement in examination malpractice should be made to face much stiffer sanctions than the ones presently provided
 - There is need to reach out to some key organizations to avail them with some of our services such as:
 - ✓ Training program for teachers
 - ✓ Conduct of recruitment and promotion exercises for government and private organizations
 - ✓ Incorporating Computer Based Test (CBT) into the conduct of recruitment/promotion exercise for clients
 - In the interim, the Council may own printing press for
 - ✓ Printing of NECO non-sensitive materials
 - ✓ Commercial purposes to handle security printing for schools/colleges and general public
 - In addition, the Council may venture into partnership with interested organisations to develop E-learning Resource applications

5.0 CONCLUSION

It is interesting to note that the Council achieved all the activities within her mandate as far as the conduct of examinations are concerned in spite of so many challenges. This was possible due to the hard work and commitment exhibited by the Management Staff, Governing Board and the members of Staff.

We hope that if all that have been mentioned as the way-forward are put in place, we will surmount all the challenges that may arise in the upcoming year for a better performance.



APPENDIX I

6.0 LIST OF ABBREVIATIONS

NCEE –	National Common Entrance Examination
BECE –	Basic Education Certificate Examination
SSCE –	Senior School Certificate Examination
IAEA –	International Association of Educational Assessment
AEEA –	Association for Educational Assessment in Africa
GCFR –	Grand Commander of the Federal Republic
JAMB –	Joint Admissions and Matriculation Board
NABTEB –	National Business and Technical Examinations Board
INEC –	Independent National Electoral Commission
SMoE –	State Ministry of Education
NAEP –	National Assessment of Educational Progress
NPF –	Nigerian Police Force
DSS –	Department of State Service
NSCDC –	Nigerian Security and Civil Defense Corps
NECO –	National Examinations Council
NBEM –	National Board for Educational Measurement
JSCE –	Junior School Certificate Examination
NCE –	National Council on Education
QAD –	Quality Assurance Department
FCT –	Federal Capital Territory
PENCOM –	Pension Commission
SERVICOM –	Service Compact with all Nigerians
ACTU –	Anti Corruption and Transparency Unit
CTT –	Classical Test Theory
ICT –	Information and Communications Technology
IRT –	Item Response Theory
TSA –	Treasury Single Account



APPENDIX II

7.0 ADDRESSES OF ZONAL OFFICES

S/N	ZONAL OFFICES	OFFICE ADDRESS
1	North-West	Nasiri kabara Housing Estate, Behind Immigration office, Amana City, Kano State.
2	North-Central	Education Resource Centre, along Permanent Site University of Ilorin, Tanke Oke-Odo, Ilorin, Kwara State.
3	North-East	No. 19 Old Jos Road, GRA, Bauchi, Bauchi State.
4	South-West	Quarters 1007, Adenihun Crescent, Agodi GRA Ikolaba Ibadan, Oyo State.
5	South-East	16, Iyenu street Enugu, after Agric Bank junction, Independence Layout, Enugu, Enugu State.
6	South-South	No. 10 Aba Road by Abali Park, Port-Harcourt, Rivers State.



APPENDIX III

8.0 ADDRESSES OF STATE OFFICES

S/N	STATE	OFFICE ADDRESS
1	Abia	4C, Off Factory Road, Umuahia, Abia State
2	Adamawa	Old Ministry of Education, Yola
3	Akwa Ibom	No. 5 Asuquo Akpan Street, Wamba Road, Uyo
4	Anambra	Plot P/9A Executive Business District layout, Awka
5	Bayelsa	No.2 Chief Baron Odida Road, Low Density Area, Otio new GRA by Isaac Boro Express Road, Kpansia Yenagoa
6	Bauchi	Zonal Education Office, Railway Road., Bauchi
7	Benue	Off Ochagu Lawani Street, New GRA, Makurdi
8	Borno	No. 2 Government House Road off Shehu Laminu way, Maiduguri
9	Cross River	No. 23 Atekong Drive off Mariam Road, Calabar
10	Delta	No. 7 Vincent Edema Crescent, Off DBS Road, Asaba
11	Ebonyi	No. 6 Ezza Road, Abakaliki
12	Edo	Benin-Agbor Road, Benin City
13	Ekiti	No. 10 Olusola Akintayo Street by Adekaintan Filling Station off Ilawe Road GRA, Ado-Ekiti
14	Enugu	PPSMB Office, Independence Layout, Enugu
15	Gombe	Adjacent Tashan Dukku along ATC/ Kasunwan Mati Road, Gombe
16	Imo	4/6 Umezurike Street, Owerri
17	Jigawa	1 st Floor, Room B221, Federal Secretariat Complex, Dutse
18	Kaduna	No. 5 Ahmadu Doka Road., Abakpa, Kaduna
19	Kano	No. 57 General Bashir Magashi Road, off Lamido Terrace Tawrani, Kano
20	Katsina	Dutsinma Road, Yankatoko Opposite Afdin Construction Company, Katsina
21	Kebbi	Haliru Abdul Secretariat, Birnin Kebbi
22	Kogi	Behind Ava Hotel along GTB Road, Lokoja



S/N	STATE	OFFICE ADDRESS
23	Kwara	Old Jebba Road, Sango, Kulende, Ilorin
24	Lagos	No. 177 Ikorodu Road Onipanu, Lagos
25	Nasarawa	Millionaires Quarters, Lafia
26	Niger	Nnamdi Azikiwe Expressway, Western Bye-Pass, Minna
27	Ogun	Bureau of Lands and Survey behind Central Bank of Nigeria, Oke-Ilewo, Abeokuta
28	Ondo	Quarter 115, Adekunle Ajasin Road, Akure
29	Osun	Defunct Osogbo NRC Secretariat, Gbongan Road., Oshogbo
30	Oyo	Along Idi Ape Iwo Road., Ibadan
31	Plateau	Bukuru Expressway, Opp. Immaculate College, Bukuru
32	Rivers	No. 10 Aba Road, by Mile 1 Flyover, Port Harcourt
33	Sokoto	Shehu Kangiwa Secretariat, Sokoto
34	Taraba	Government College Quarters, Jalingo
35	Yobe	Commissioners' Quarters Rd., Off Bukar Abba Ibrahim Way, Damaturu
36	Zamfara	Block H4 Millionaires Quarters, Western By-pass, Gusau
37	FCT	FCTA Department of Science & Technology Building, No. 4 Okonjo Iweala Street, Utako, Abuja



APPENDIX IV

9.0 OUR PRODUCTS/SERVICES (As at 31st December, 2023)

S/N	PRODUCTS/SERVICES	REQUIREMENTS	FEES/STAMP DUTY	TIMELINE
1	NCEE Registration Fee	NECO TSA Account/must be a primary 6 pupil	N4,750.00 (N50.00)	Commencement to close of Registration
2	NCEE Non-Validation	NECO TSA Account/must be a primary 6 pupil	N4,000 (N50.00)	Commencement to close of Registration
3	Gifted Examination	NECO TSA Account/must be a primary 6 pupil	N4,750 (N50.00)	Commencement to close of Registration
4	NCEE Non-Validation	NECO TSA Account/must be a primary 6 pupil	N4,000 (N50.00)	Commencement to close of Registration
5	BECE Registration Fee	NECO TSA Account/must be a JSS 3 student	N10,875.00 (N50.00)	Commencement to close of Registration
6	BECE Re-sit Fee	NECO TSA Account/must have failed either Maths or English Language or both	N3,750.00 (N50.00)	Commencement to close of Registration
4	SSCE JUNE/JULY (INTERNAL) Registration Fee	NECO TSA Account/must be an SSS 3 student	N22,250.00 (N50.00)	Commencement to close of Registration
5	SSCE (External) Registration Fee	NECO TSA Account	N22,250.00 (N50.00)	Commencement to close of Registration



S/N	PRODUCTS/SERVICES	REQUIREMENTS	FEES/STAMP DUTY	TIMELINE
6	BECE Accreditation Fee	NECO TSA Account/Approval from State MOE	N125,000.00 (N50.00)	Before the scheduled time
7	BECE Re-accreditation Fee	NECO TSA Account/Expiration of accreditation after 5 years	N105,000.00 (N50.00)	Before the scheduled time
8	SSCE Accreditation Fee	NECO TSA Account/Approval from State Ministry of Education	N150,000.00 (N50.00)	Before the scheduled time
9	SSCE Re-accreditation Fee	NECO TSA Account/Expiration of accreditation after 5 years	N120,000.00 (N50.00)	Before the scheduled time
10	Sale of Four Figure Table	NECO TSA Account	N500.00	Instant
11	Sale of Syllabus (BECE)	NECO TSA Account	N2,000.00	Instant
12	Sale of Syllabus (SSCE)	NECO TSA Account	N2,000.00 (N50.00)	Instant
13	Center Examination Bag	NECO TSA Account	N15,000.00 (N50.00)	Instant
14	Confirmation of Result	NECO TSA Account/Printout of result/photo card for external candidates	N10,000.00 (N50.00) (Per candidate)	No Time Line (anytime)
15	E-Verification	NECO TSA Account	N5,000.00 (N50.00) (Per candidate)	No Time Line (anytime)
15	Re-print of Certificate	NECO TSA Account/Letter of Request/Printout of result	N17,000.00 (N50.00)	No Time Line (anytime)



16	Correction of Name	NECO TSA Account/Validation list/reference letter from the School Principal/photo card for external & photo album for Internal candidates/printout of result	N3,500.00 (N50.00) (per candidate)	No Time Line (anytime)
17	Chief Examiners' Report	NECO TSA Account	N2,500.00 (N50.00)	No Time Line (anytime)
18	Result checker (Token)	NECO TSA Account	N1,000.00	Instant
19	Collection of Statement of Result (result slip) for SSCE (External)	NECO TSA Account/photo card/current ID card/Police extract, court affidavit (in the	N1,600.00 (N50.00)	Instant
		absence of photo card)		
20	Collection of original Certificate for SSCE (External)	NECO TSA Account	N500.00	Instant
21	Marking exercise (BECE & SSCE) (Internal and External)	NECO TSA Account	Based on Number of scripts marked, subject fee and other conditions	On completion of the Exercise
22	Remarking of scripts (if any complains) BECE	NECO TSA Account	N15,000.00 (N50.00)	Anytime as the need arises
23	Remarking of Scripts (if any complain) SSCE	NECO TSA Account	N20,000.00 (N50.00)	Anytime as the need arises
24	Consultancy Services	NECO TSA Account (negotiable)	Determined by the service to be rendered	As agreed by the parties
25	Late submission of CA/Validation list	NECO TSA Account	N40,000.00 (N50.00)	End of BECE/SSCE (Internal)



26	Photo Album	NECO TSA Account	N2,700.00 (N50.00)	Instant
27	Unviable Centres for BECE	NECO TSA Account/for registration below 20 candidates	N15,6250.00 (N50.00)	Instant
28	Unviable Centres for SSCE	NECO TSA Account/for registration below 20 candidates	N70,000.00 (N50.00)	Instant
29	SSCE Late Registration	NECO TSA Account	N5,000.00 (N50.00)	End of SSCE
30	Biometrics Machine	NECO registered Cyber Cafe	N30,000.00	Instant
31	Correction and Reprint of Certificate	NECO TSA Account/incorrect Certificate/Letter of request	N17,000.00 (N50.00)	Anytime as the need arises
32	Change of School Name	NECO TSA Account/Letter of request/approval from State MOE	N15,000.00 (N50.00)	Anytime as the need arises
33	Walk-in Candidate SSCE (External)	NECO TSA Account	N38,000.00 (N50.00)	At the close of Registration
34	Walk-in Candidate NCEE	NECO TSA Account	N15,000.00 (N50.00)	At the close of Registration
35	NCEE Correction of Name	NECO TSA Account	N4,000.00 (N50.00)	During and after Registration
36	SSCE Fresh Accreditation (Foreign Schools)	NECO TSA Account	N600,000.00 (N50.00)	Before the scheduled time
37	SSCE Re-Accreditation (Foreign Schools)	NECO TSA Account	N500,000.00 (N50.00)	Before the scheduled time
38	BECE Fresh Accreditation (Foreign Schools)	NECO TSA Account	N500,000.00 (N50.00)	Before the scheduled time
39	BECE Re-Accreditation (Foreign Schools)	NECO TSA Account	N400,000.00 (N50.00)	Before the scheduled time
40	Candidates' registration number Request	NECO TSA Account	N3,000.00 (N50.00)	Anytime as the need arises
41	Photocard Reprint (SSCE External)	NECO TSA Account	N2,000.00 (N50.00)	Anytime as the need arises





NECO ETHOS

- Professionalism
- Service Delivery
- Punctuality (Timeliness)
- Client Satisfaction
- Precise and Accurate Information
- Good Attitude
- Integrity
- Commitment
- Zero Tolerance for Impunity
- Excellence